


Reference Guide



Trees are the Answer

A photograph of a child playing in a forest during autumn. The child is in the center, wearing a dark long-sleeved shirt and shorts, with arms outstretched. The ground is covered in a thick layer of fallen brown and orange leaves. Large trees with vibrant yellow and orange foliage frame the scene. The background shows a grassy hillside and more trees under a bright sky.

Trees breathe life into landscapes and connect people with nature. Their broad canopies inspire child's play, purify our air and water, cool our cities and reduce energy use. Trees beautify our planet while enhancing human health and emotional well-being. For a greener future, we offer our collection of trees that is designed to grow in value and beauty for generations to come.

The Schmidt Management



TREES ARE THE ANSWER
J. FRANK SCHMIDT & SON CO.
WWW.TREESARETHEANSWER.INFO

The benefits of trees are making headlines, now that green has gone mainstream. Others are saying what our familiar green and yellow bumper sticker has declared for many years.

Indeed, **TREES ARE THE ANSWER** to a host of environmental, economic, health and social problems. To help spread this message beyond the back bumper, we've created a website that's designed to inform and educate about the importance of urban and community trees.

www.treesaretheanswer.info is a collection of articles, research findings and links to other sites that demonstrate how urban trees:

- Reduce energy costs by shading buildings and streets
- Convert carbon dioxide into oxygen and stored carbon
- Improve air quality by removing harmful chemicals and pollutants
- Provide valuable stormwater services by reducing runoff and erosion
- Reduce crime and domestic violence
- Speed healing and enhance health
- Entice shoppers to linger longer and spend more
- Increase property values

From left to right:

NANCY BULEY, *Public Relations and Communications Manager*

KEITH WARREN, *Director of Product Development*

JAN SCHMIDT BARKLEY, *Executive Vice President*

RICHARD LANG, *Production Manager*

J. FRANK SCHMIDT, III, *President, Chief Executive Officer*

DAVID BARKER, *Human Resources Director*

GARY FURR, *General Manager, Chief Operations Officer*

MARSHALL PRIDEMORE, *Controller*

GREG ELWELL

Sales Manager

We welcome Greg Elwell to our management team.

His solid background in plant propagation and tree production enhances our ability to grow exceptional trees and provide excellent customer service.



Your Sales Representatives



Joan Cartwright

California, Western Nevada

269 Luzena Ave. Mobile (707) 761-4122
 Vacaville, CA 95688 Fax (707) 447-2175
 joanmcartwright@yahoo.com



Ian McLaren

Alberta, Iowa, Manitoba
 Minnesota, Montana,
 Nebraska, North Dakota,
 Saskatchewan
 South Dakota, Wisconsin
 Northern Wyoming

2089 F Avenue (712) 246-4820
 Shenandoah, IA 51601 Fax (712) 246-5142
 ism38mcl@aol.com Mobile (402) 651-9691
 Toll-Free 1-888-620-6597



Mike Fuhrig

Michigan
 Ontario
 Québec

248 Washington Street (517) 676-5768
 Mason, MI 48854 Fax (517) 676-1470
 mike@kipewa.net



Jim Ord

Arizona, Colorado
 Western Kansas
 Northeast Nevada
 New Mexico
 Western Oklahoma
 Western Texas, Utah
 Southern Wyoming

625 Main St #2A (918) 625-2823
 Louisville, CO 80027 Fax (303) 568-6073
 jjm@jimord.com



Chris Casebeer

Northern Arkansas
 Eastern Kansas
 Western Missouri
 Eastern Oklahoma
 Northeastern Texas

109 Broadmoor Dr (913) 206-6580
 Louisburg, KS 66053 Fax (913) 273-6590
 chris@shipptrees.com



William Howell

Alabama
 Southern Arkansas, Florida
 Georgia, Louisiana
 Mississippi
 Western & Central Tennessee
 Southeastern Texas

10135 Gate Parkway N (970) 420-0796
 Apt 1006 Fax (970) 797-1883
 Jacksonville, FL 32246
 wmh@howlerhorticulture.com



Larry Biddle

Indiana
 Ohio

275 Camden Drive Mobile (317) 508-0848
 Zionsville, IN 46077 Fax (317) 873-0561
 larry@lbiddle.com



Kit Shaughnessy

Delaware, Kentucky
 Maryland, North Carolina
 South Carolina
 Eastern Tennessee, Virginia
 West Virginia

810 Flat Rock Road (502) 244-7994
 Louisville, KY 40245 Mobile (502) 558-7168
 kit@kitshaughnessy.com efax (502) 236-0606
 Toll-Free 1-800-677-5487
 Toll-Free Fax 1-800-221-3703



Jim Macy

Illinois
 Eastern Missouri

8057 Killarney Aire Rd Mobile (815) 871-0970
 Roscoe, IL 61073 Fax 1-888-213-2729
 jim@ycam5.com



**Mike & Josiah
 Leisher**

Connecticut, Maine,
 Massachusetts, New Hampshire,
 New Jersey, New York,
 Pennsylvania, Rhode Island,
 Vermont

1945 Fairview Road
 Titusville, PA 16354

Mike mobile (814) 397-4472
 Josiah mobile (814) 450-7738
 Fax (814) 414-3072

mike@mikeleisher.com • jleisher@gmail.com



**Toby & Lance
 Schamberger**

British Columbia
 Idaho, Oregon, Washington

P O Box 1317
 Sandy, OR 97055
 Mobile: (503) 708-4861



3308 Hillside Way
 Forest Grove, OR 97116
 Mobile: (503) 307-4150

Toll-free: 1-888-338-0164 • Toll-free Fax: 1-866-781-4966
 toby@treepeddler.com • lance@treepeddler.com

Promotional Materials

Tree Posters

Six colorful posters showcase many varieties and cultivars of the trees we grow. Designed to help our customers market trees, they are great tools for helping consumers and tree specifiers choose the best trees for their landscapes. Ready to frame, the posters are offered free of charge to our customers and tree specifiers.



Variety Specific Marketing

Extraordinary trees from our breeding and selection programs are introduced through various channels including our cultivar-specific marketing campaigns. Colorful brochures with coordinated envelopes, downloadable fact sheets and unique websites are used to alert growers, nursery buyers and tree specifiers about the unique features of our new introductions.



Custom Picture Tags

Big, bright, beautiful picture tags are sure to increase your tree sales. Each custom tag features an eye-catching photograph, a detailed description of the tree, and a Tree Form drawing that portrays size and shape at maturity. On the reverse, you'll find a second photograph, planting instructions, and space to customize the tag with your nursery name, retail price or other information.

Designed to inform and inspire, these unique tags will help your retail customers visualize the all-season beauty of trees, and assist them in choosing the ideal trees for their landscapes.



Tree Drawings and Size Ratings

Tree shape and growth habit change as a tree grows. Young trees are often upright, while older ones of the same cultivar may become spreading. "Mature" size of a tree varies by climate, landscape site characteristics and how long the tree lives. City trees rarely reach the size and age of their counterparts in native forest stands.

In a city situation, few trees live more than 30 years, and those that do generally grow slowly beyond that age. Therefore, the size ratings and growth habits shown in this catalog are our best estimates for a healthy 30 year old tree grown under "average" city conditions.

©J. Frank Schmidt & Son Co. tree form illustrations

Our grading standards follow the system, developed by the American Nursery & Landscape Association (ANLA). Caliper measurements are taken at six inches above the bud union in budded trees, and at six inches above the ground in trees grown on their own root.

The 2004 American Standard for Nursery Stock, approved by the American National Standards Institute, Inc. (ANSI) is available as a FREE downloadable file from the ANLA website, <http://www.anla.org> Copies may be purchased from ANLA by calling (202) 789-2900.

Acer buergerianum

Trident Maple

Acer buergerianum
Trident Maple



Zone: 6
Height: 20'
Spread: 20'
Shape: Round, low and spreading
Foliage: Glossy green, pale underside
Fall Color: Red, orange

Adaptability to urban environments and small stature make this handsome tree a good choice for confined sites.

Acer campestre

Hedge Maple

Acer campestre
Hedge Maple




Zone: 5
Height: 30'
Spread: 30'
Shape: Dense and rounded
Foliage: Dark green, glossy
Fall Color: Yellowish

INSECT RESISTANCE: Japanese beetle

A low maintenance, tough tree which adapts well to urban settings. Medium slow in growth rate and long lived. Attractive corky bark is striking in the winter.

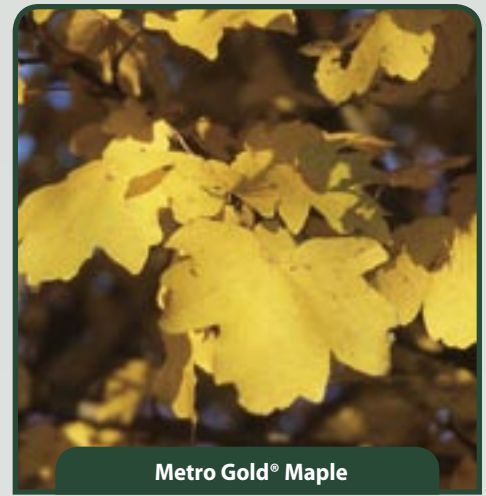
Acer campestre 'Panacek'
Metro Gold® Maple



Zone: 6
Height: 35'
Spread: 20'
Shape: Upright narrow oval
Foliage: Dark green
Fall Color: Bright yellow


INSECT RESISTANCE: Japanese beetle

This upright, narrow oval cultivar has a tighter shape than Queen Elizabeth™ and is much narrower than seedling hedge maple. Selected by nurseryman Herman Panacek, it produces fewer seeds than typical and has an improved, bright yellow fall color. This is an excellent street tree selection from a species that has earned a reputation as a tough city tree.



Metro Gold® Maple

Acer campestre 'Evelyn'
Queen Elizabeth™ Maple



Zone: 6
Height: 35'
Spread: 30'
Shape: Upright branching, oval
Foliage: Dark green
Fall Color: Yellowish


INSECT RESISTANCE: Japanese beetle

A medium sized tree with an upright growth habit becoming rounded with age. More vigorous and upright growing than typical Hedge Maples, which often have horizontal or weeping limbs, Queen Elizabeth™ has 45° branch angles.

Acer circinatum

Vine Maple

Acer circinatum
Vine Maple



Zone: 6
Height: 15'
Spread: 10'
Shape: Multi-stemmed, upright spreading
Foliage: Green
Fall Color: Orange to bright red
Fruit: Red winged samaras

Pacific Northwest native tree has a delicate and artistic growth habit, rich green summer foliage and excellent fall color.



Hedge Maple

Thanks to our extensive research and development efforts, and collaboration with a worldwide network of tree breeders, J. Frank Schmidt & Son Co. has introduced or co-introduced more than 50 improved tree cultivars. Each is identified by this icon:



Acer circinatum 'Pacific Fire'

Pacific Fire Maple



Zone: 6
Height: 12'
Spread: 8'
Shape: Multi-stemmed, upright spreading
Foliage: Medium green
Fall Color: Orange-yellow
Fruit: Red winged samaras


Young branches turn brilliant red in autumn just in time to light the winter landscape on fire. The color parade continues into spring as lime green foliage unfolds against scarlet stems that mellow to orange brown as they mature.



Pacific Fire Maple

Acer circinatum 'JFS-Purple'

Pacific Purple® Maple




Zone: 6
Height: 12'
Spread: 12'
Shape: Multi-stemmed, upright spreading
Foliage: Bronze-red to purple
Fall Color: Orange-bronze
Fruit: Purple winged samaras

A totally new appearance for the Pacific Northwest's native vine maple, this cultivar boasts red new growth in the spring that turns to deep purple in the heat of the summer and holds until fall. Discovered by J. Frank Schmidt III.

Acer freemanii

Acer x freemanii 'Jeffersred'

Autumn Blaze® Maple



Zone: 3
Height: 50'
Spread: 40'
Shape: Upright branching, broadly oval
Foliage: Medium green
Fall Color: Brilliant orange-red, long lasting

Drought tolerance and exceptionally bright red fall color are hallmarks of this popular and proven performer. A hybrid of Red and Silver Maple, this vigorous grower combines the best attributes of both in a stately, adaptable, fast growing shade tree.

Acer x freemanii 'DTR 102' PP 7655

Autumn Fantasy® Maple



Zone: 4
Height: 50'
Spread: 40'
Shape: Broadly oval
Foliage: Green
Fall Color: Bright red

A fast growing hybrid of Red and Silver maple, it consistently produces very good fall color, even in warmer climates.

Acer x freemanii 'Firefall'

Firefall™ Maple



Zone: 3b
Height: 50'
Spread: 35'
Shape: Upright oval
Foliage: Green
Fall color: Orange-red to red
Fruit: Seedless

Deeply cut foliage, exceptional cold hardiness, and bright red fall color are among the special attributes of this tree. A controlled cross of Beebe cutleaf silver maple and Autumn Spire red maple, this University of Minnesota release is a fast growing, bright performer for the North.



Pacific Purple® Maple

Acer x freemanii 'Marmo'

Marmo Maple



Zone: 3
Height: 55'
Spread: 45'
Shape: Upright, oval
Foliage: Medium green
Fall Color: Orange to orange-red

A seedless hybrid of Red and Silver Maple, its growth rate and form are similar to that of Silver Maple, while its fall color is that of Red Maple. Resistance to frost cracking is also a plus.



Autumn Blaze® Maple

Acer x freemanii 'Sienna' PP 11322

Sienna Glen® Maple



Zone: 3
Height: 50'
Spread: 35'
Shape: Pyramidal
Foliage: Green
Fall Color: Rusty orange to burgundy
Fruit: None observed


This hardy hybrid maple was discovered in Minnesota. It features a strong central leader and develops a pyramidal form with minimal pruning. This is a tough, low maintenance tree.

Acer ginnala

Amur Maple

Acer ginnala 'Flame'

Flame Maple




Zone: 2
Height: 20'
Spread: 20'
Shape: Low branched or multi-stemmed tree, rounded
Foliage: Medium green, fine texture
Fall Color: Brilliant orange-red to deep red

One of the hardiest trees available. Specimens are very interesting in form because of their spreading branch pattern. Flame is a seed source selection, chosen for improved form and consistent fall color.

Acer ginnala 'JFS-UGA'

Red November™ Maple



Zone: 4
Height: 18'
Spread: 24'
Shape: Low branched or multi-stemmed tree
Foliage: Bright green, fine textured
Fall Color: Bright red

A new Amur maple selected by Dr. Michael Dirr, this tree features bright green foliage that stays fresh and clean despite summer stress. Bright red fall color develops later than that of typical seedlings. This heat adapted Amur maple evolved from the heat of Georgia should perform well all across the southern U.S.

Acer glabrum

Rocky Mountain Maple

Acer glabrum

Rocky Mountain Maple



Zone: 5
Height: 25'
Spread: 15'
Shape: Oval
Foliage: Medium green
Fall Color: Yellow-orange to red

This wide ranging Western tree is native from SE Alaska through the Rocky Mountains. Deeply lobed, serrated leaves are borne on purplish red stems, accented in late summer by red-tinted samaras. Fall colors are bright, and red twigs enliven the winter landscape.

Acer grandidentatum

Big Tooth Maple

Acer grandidentatum

Big Tooth Maple



Zone: 4
Height: 20'
Spread: 20'
Shape: Rounded
Foliage: Medium green
Fall Color: Orange-red to red

Native to the Rocky Mountains, this smaller cousin of the eastern sugar maple tolerates the quick changing weather of the western mountains. In its native habitat, it lights up the canyons with bright red fall color.



Red November™ Maple

Acer grandidentatum 'Schmidt'

Rocky Mountain Glow® Maple



Zone: 4
Height: 25'
Spread: 15'
Shape: Oval
Foliage: Dark green
Fall Color: Yellow to orange-red


This slow growing relative of the Sugar Maple is native to the Rocky Mountains. It is similar to Sugar Maple, but both leaves and tree are smaller. Intense fall color.

Acer griseum

Paperbark Maple

Acer griseum

Paperbark Maple



Zone: 5
Height: 25'
Spread: 20'
Shape: Upright spreading, rounded crown
Foliage: Trifoliate, dark green
Fall Color: Red

A small tree of rare beauty, this trifoliate maple's compound leaves give it a delicate texture in summer, then display long lasting red fall color. Exfoliating orange-brown to cinnamon-brown bark creates year round interest.



Marmo Maple

Acer henryi

Acer henryi

Henry Maple



Zone: 5
Height: 25'
Spread: 25'
Shape: Broadly oval to rounded
Foliage: Trifoliate, green with bronze tint in spring
Fall Color: Yellow to red
Fruit: Pendulous chains of seed on female trees

This rare trifoliate maple from Central China forms a small tree with textured foliage that takes on yellow to reddish fall color.

Acer japonicum

Fullmoon Maple

Acer japonicum 'Ed Wood #2'

Ed Wood Fullmoon Maple



Zone: 5
Height: 20'
Spread: 25'
Shape: Broadly upright spreading
Foliage: Green, large, deeply cut
Fall Color: Orange, yellow, and red

Excellent fall color, vigorous growth, and leaves much larger than those of the species are merits of this outstanding seedling of 'Acotinifolium.' Selected by plantsman Ed Wood, its large, fan-like, cutleaf foliage and curving branches give a tropical feel to landscape plantings.



Ed Wood Fullmoon Maple

Acer miyabei

Acer miyabei 'Morton'

State Street® Maple



Zone: 4
Height: 50'
Spread: 35'
Shape: Upright oval
Foliage: Dark green
Fall Color: Yellow

Think of this Morton Arboretum release as a turbo-charged, more hardy alternative to *A. campestre*. Rough corky bark and leaf shape are similar to Hedge Maple, but its stronger growth rate and ascending branch habit result in a larger mature size. Excellent drought and cold tolerance and clean, pest-free foliage.

Acer negundo

Box Elder

Acer negundo 'Flamingo'

Flamingo Box Elder



Zone: 5
Height: 20'
Spread: 15'
Shape: Oval to rounded
Foliage: Variegated white and green with a pink tint
Fall Color: Reddish tint
Fruit: Seedless

Outstanding for its multi-colored foliage. Leaves are variegated white and green, with the white area being more predominant than on most variegated plants. On the new growth, the foliage takes on a distinct pink tone, giving tricolor appearance.

Acer negundo 'Kelly's Gold'

Kelly's Gold Box Elder



Zone: 5
Height: 25'
Spread: 20'
Shape: Oval to rounded
Foliage: Bright yellow
Fall Color: Golden yellow
Fruit: Seedless

This cultivar features bright yellow new growth which holds well through summer heat. Interior foliage is yellow green. One of the brightest yellows available in a small tree.

Acer negundo 'Sensation'

Sensation Box Elder



Zone: 4b
Height: 30'
Spread: 25'
Shape: Rounded
Foliage: Medium green
Fall Color: Brilliant red
Fruit: Seedless

Sensation is a male box elder clone that features slower, more controlled growth, improved branch structure, and an outstanding display of brilliant red autumn foliage. Warren Carnefix of Fruitland Nursery discovered the original tree growing near an abandoned Idaho homestead.



Kelly's Gold Box Elder

Acer negundo 'Variegatum'

Variegated Box Elder



Zone: 5
Height: 25'
Spread: 20'
Shape: Oval to rounded
Foliage: Variegated, creamy white and green
Fall Color: Yellowish
Fruit: Samaras, sterile

The variegated foliage gives this highly ornamental tree a silvery-gold appearance which stands out in any landscape. This female tree bears pendulous chains of sterile samaras that add seasonal interest.




State Street® Maple

Acer nigrum

Black Maple

Acer nigrum 'Greencolumn'

Greencolumn Maple



Zone: 4
Height: 50'
Spread: 20'
Shape: Upright, narrow
Foliage: Light green
Fall Color: Yellow to apricot orange, excellent


An upright oval tree with good resistance to heat, this is a selection of Black Maple. Better adapted to hot dry conditions than Sugar Maples. Leaves are yellow-orange, instead of red, in the fall. The original tree was selected by Bill Heard from a native stand in central Iowa.

Acer palmatum

Japanese Maple

Acer palmatum 'Atrolineare'

Atrolineare Japanese Maple



Zone: 5
Height: 8'
Spread: 5'
Shape: Upright spreading, shrubby
Foliage: Purple-red, very narrow lobes
Fall Color: Orange-yellow

A plant that evokes curiosity, its leaf lobes are so narrow that they are almost "string-like." It is a small, shrubby tree which makes a high interest specimen.

Acer palmatum 'Bloodgood'

Bloodgood Japanese Maple



Zone: 5
Height: 18'
Spread: 18'
Shape: Upright, becoming broad topped with age
Foliage: Purple-red
Fall Color: Red

Widely used, well known, and reliable, Bloodgood is the standard for comparison among the purple leaved, tree form Japanese Maples.

Acer palmatum 'Butterfly'

Butterfly Japanese Maple



Zone: 6
Height: 12'
Spread: 6'
Shape: Stiffly upright
Foliage: Variegated cream-white and light green
Fall Color: Magenta tint

Variegated foliage makes this a striking plant throughout the seasons. Light green leaves emerge in spring with pink margins that mature to white and take on a magenta tint in autumn.

Acer palmatum 'Crimson Prince' PP 7217

Crimson Prince Japanese Maple



Zone: 5
Height: 20'
Spread: 22'
Shape: Upright, arching and spreading
Foliage: Deep purple-red
Fall Color: Red


Introduced as an improved seedling of Bloodgood, Crimson Prince was selected for deeper purple-red summer color, better winter hardiness and faster growth.



Moonfire Japanese Maple

Acer palmatum 'Glowing Embers'

Glowing Embers Japanese Maple




Zone: 5
Height: 22'
Spread: 24'
Shape: Broadly upright spreading
Foliage: Dark green, fine textured
Fall Color: Orange to red-purple

A superior performer in hot southern climates, this small leaved Japanese maple was selected by Dr. Michael Dirr for vigorous growth, high heat tolerance and consistently bright fall color. Dark green foliage resists summer heat before turning brilliant colors in autumn.

Acer palmatum 'Moonfire'

Moonfire Japanese Maple



Zone: 5
Height: 15'
Spread: 15'
Shape: Upright, spreading and rounded with age
Foliage: Dark purple
Fall Color: Crimson

This purple leaved selection is noted for very deeply colored leaves which hold their color through the heat of summer.

Acer palmatum

Japanese Maple



Zone: 5
Height: 20'
Spread: 24'
Shape: Upright, then broadly spreading
Foliage: Green
Fall Color: Yellow-orange to orange-red

The green leaved, seedling grown Japanese Maple has fine textured foliage and a light airy appearance. It is generally faster growing and adapts to more difficult environments than the hundreds of cultivars which derive from it.



Japanese Maple

Acer palmatum 'Sango Kaku'

Sango Kaku Japanese Maple




Zone: 6
Height: 18'
Spread: 14'
Shape: Upright to upright spreading
Foliage: Bright medium green
Fall Color: Gold

Sometimes called Coral Bark Maple, this tree is famous for its bright red bark, which is particularly intensely colored in the winter. It's a little narrower and more upright than most tree form Japanese Maples.

Acer palmatum dissectum 'Crimson Queen'

Crimson Queen Japanese Maple




Zone: 5
Height: 6'
Spread: 8'
Shape: Weeping, mounded
Foliage: Laceleaf, deep purple-red
Fall Color: Scarlet

Among the red laceleaf cultivars, the foliage of Crimson Queen is particularly heat resistant. Delicate leaves maintain their deep purple-red color maintained through the summer months and turn scarlet in the fall.

Acer palmatum dissectum 'Viridis'

Weeping Green Japanese Maple



Zone: 5
Height: 6'
Spread: 8'
Shape: Weeping, mounded
Foliage: Laceleaf, bright green
Fall Color: Golden orange

This green laceleaf weeper maintains a fresh, bright green appearance all summer. Finely cut leaves turn a brilliant golden orange in the fall.

Acer palmatum 'Shindeshojo'

Shindeshojo Japanese Maple




Zone: 6
Height: 8'
Spread: 10'
Shape: Rounded to spreading
Foliage: Bright red to bronze-green
Fall Color: Red to orange

Shindeshojo is very showy in spring with an eruption of bright pinkish-red to crimson foliage. Leaves fade to bronze-green in summer, followed by red and orange fall colors. Compact size for small yards.

Acer palmatum dissectum 'Seiryu'

Seiryu Japanese Maple



Zone: 5
Height: 10'
Spread: 8'
Shape: Upright to upright spreading
Foliage: Laceleaf, bright green
Fall Color: Golden orange to orange-red

This is a very unusual upright growing form of laceleaf Japanese Maple with green foliage. Faster growing than weeping forms, it produces a delicately beautiful small tree.

Acer pensylvanicum

Striped Maple

Acer pensylvanicum

Striped Maple



Zone: 3
Height: 25'
Spread: 20'
Shape: Upright spreading, broadly oval
Foliage: Dark green
Fall Color: Yellow

A wonderful tree for a cool, shady garden, the green and white vertically striped bark is especially outstanding in the winter. Very cold hardy, its foliage turns soft yellow in the fall.

Acer palmatum 'Shishigashira'

Shishigashira Japanese Maple




Zone: 6
Height: 12'
Spread: 8'
Shape: Upright, vase shaped
Foliage: Deep green, crinkled
Fall Color: Gold with rose and crimson

Commonly known as Lion's Head Maple, this slow growing cultivar has unique, crinkly leaves. Interesting foliage coupled with compact growth make this an ideal small tree for patio or lawn.

Acer palmatum dissectum 'Tamukeyama'

Tamukeyama Japanese Maple



Zone: 5
Height: 8'
Spread: 12'
Shape: Weeping
Foliage: Laceleaf, deep purple-red
Fall Color: Red

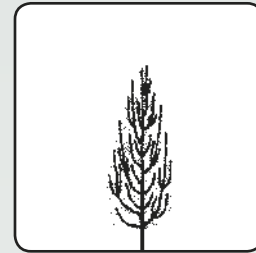
Tamukeyama is outstanding among the laceleaf weepers for its rich foliage color. Leaves hold their deep purple color through the heat of summer better than other cultivars.

Acer platanoides

Norway Maple

Acer platanoides 'Columnar'

Columnar Norway Maple



Zone: 4
Height: 35'
Spread: 15'
Shape: Narrow, upright, with ascending branches
Foliage: Dark green
Fall Color: Yellow

True to its name, this cultivar produces a column of green foliage. It is ideal for street use where buildings demand a narrow tree. It develops stout branches which grow stiffly upward, almost parallel to the main stem, which gives it a bold appearance in winter.

Acer palmatum dissectum 'Contorta'

Contorta Japanese Maple



Zone: 5
Height: 8'
Spread: 12'
Shape: Weeping, twisting
Foliage: Laceleaf, bright green
Fall Color: Yellow-orange

This green leaf weeper twists and turns as branches grow outward and down. Faster growing than Viridis, its graceful gyrations make it quite unique among weeping Japanese maple.



Contorta Japanese Maple

Maples




Rocky Mountain




Bowhall



Apollo®




Shindeshojo




Sensation Box Elder



Redpointe®



October Glory®



Fall Fiesta®



Paperbark



Royal Red | Princeton Gold



Sienna Glen®

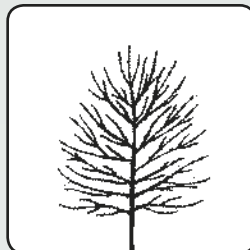
Acer platanoides 'Conzam' Conquest™ Maple



Zone: 4
Height: 40'
Spread: 20'
Shape: Narrow oval
Foliage: Reddish-purple in spring becoming bronze-purple
Fall Color: Bronze-orange

Of lighter purple foliage color and intermediate in form between Crimson King and Crimson Sentry, this upright tree grows quickly with a sturdy trunk caliper. Its narrowly oval shape at maturity is ideal for street use.


Acer platanoides 'Crimson King' Crimson King Maple



Zone: 4
Height: 40'
Spread: 35'
Shape: Oval when young, becoming rounded
Foliage: Deep purple
Fall Color: Maroon to reddish-bronze


The most commonly used cultivar of the purple-leaved Norway Maples, Crimson King retains its purple foliage color well from spring until fall.

Acer platanoides 'Crimson Sentry' Crimson Sentry Maple



Zone: 4b
Height: 25'
Spread: 15'
Shape: Compact and dense, pyramidal to oval
Foliage: Deep purple
Fall Color: Maroon to reddish-bronze


This bud sport of Crimson King shares the deep purple leaf color of its parent, but matures to a much smaller ultimate size. A very compact, heavily branched, upright tree.



Princeton Gold® Maple

Acer platanoides 'Deborah'

Deborah Maple



Zone: 3b
Height: 45'
Spread: 40'
Shape: Broadly oval to rounded
Foliage: Reddish-purple in the spring, becoming dark bronze-green in the summer
Fall Color: Bronze

Deborah is a beautiful tree in spring and early summer when new leaves unfold, red tinted then purplish as they expand. In summer the tree becomes dark bronze-green.

Acer platanoides 'Ezestre'

Easy Street™ Maple



Zone: 4
Height: 40'
Spread: 20'
Shape: Pyramidal to narrow oval
Foliage: Dark green
Fall Color: Yellow

Discovered as a bud sport of Columnare, Easy Street™ is faster growing, slightly wider, and pyramidal in form. It matures to a perfect "street tree" form.

Acer platanoides 'Pond'

Emerald Lustre® Maple



Zone: 3
Height: 45'
Spread: 40'
Shape: Upright spreading, rounded
Foliage: Medium green
Fall Color: Yellow

A vigorous selection which forms a rounded canopy, this tree was selected for its tendency to branch out heavily as a young tree in the nursery.

Acer platanoides 'Emerald Queen'

Emerald Queen™ Maple




Zone: 4
Height: 50'
Spread: 40'
Shape: Dense oval, with upright spreading branches
Foliage: Deep green, reddish tint in spring
Fall Color: Yellow

Emerald Queen™ is probably the most widely used Norway Maple cultivar. In many respects it is the best green leafed selection. It forms a well shaped oval tree with good environmental tolerance and reliable yellow fall color.

Acer platanoides 'Fairview'

Fairview™ Maple




Zone: 4
Height: 45'
Spread: 35'
Shape: Upright oval
Foliage: Reddish-purple new growth, matures to bronze green

An improved 'Schwedler' type maple, with reddish purple new growth. Narrower and more upright in form than Schwedler or Deborah.

Acer platanoides 'Globosum'

Globe Norway Maple




Zone: 4
Height: 15'
Spread: 18'
Shape: Dense, round
Foliage: Medium green
Fall Color: Yellow

A very formal looking tree, Globe is dense, compact and aptly named. It produces a 15 foot green "lollipop". Globe's perfect symmetry makes a dramatic statement in the landscape.

Acer platanoides

Norway Maple




Zone: 4
Height: 45'
Spread: 40'
Shape: Rounded
Foliage: Dark green
Fall Color: Yellow

Native from Northeastern Europe to the Caucasus, this adaptable tree was introduced to the U.S. in colonial times. Cultivars of this species, perfected for use in special situations, owe their fame to this remarkable parent.

Acer platanoides 'Columnarbroad'

Parkway® Maple



Zone: 3
Height: 40'
Spread: 25'
Shape: Oval, with good central leader
Foliage: Dark green
Fall Color: Yellow

DISEASE RESISTANCE: Verticillium tolerant

Parkway® is one of the best Norway Maples for city use because of its pyramidal to oval shape, well behaved branching and strong central leader. It has proven to be a healthy tree and is ideal for use along wide streets and boulevards.


Acer platanoides 'Princeton Gold' PP 6727

Princeton Gold® Maple



Zone: 4
Height: 35'
Spread: 30'
Shape: Oval
Foliage: Bright yellow
Fall Color: Yellow

Princeton Gold is characterized by yellow foliage, particularly bright on new growth. The overall coloration is similar to Sunburst® Honeylocust.



Parkway® Maple


Acer platanoides 'Royal Red'

Royal Red Maple



Zone: 4
Height: 40'
Spread: 30'
Shape: Oval when young, becoming rounded
Foliage: Deep purple
Fall Color: Maroon to reddish-bronze

This purple leafed selection is very similar to Crimson King, but is considered by some people to have better cold hardiness.



Korean Maple

Acer platanoides 'Drummondii'

Silver Variegated Maple




Zone: 4
Height: 35'
Spread: 25'
Shape: Broadly oval
Foliage: Variegated, light green with creamy white margin
Fall Color: Yellowish

Admired for its unusual variegated foliage, it has a striking, brilliant effect in a landscape. Individual branches may occasionally revert to green and must be pruned out.

Acer platanoides 'Superform'

Superform Maple



Zone: 4
Height: 45'
Spread: 40'
Shape: Broadly oval to rounded
Foliage: Medium green
Fall Color: Yellow


The name Superform describes the growth habit of this tree. It was selected for its well behaved growth, uniform branch angles and overall symmetrical shape. Close in appearance to a typical Norway Maple seedling, but uniform and nearly perfect in shape.

Acer pseudoplatanus

Sycamore Maple

Acer pseudoplatanus 'Atropurpureum'

Spaethii Maple



Zone: 5
Height: 40'
Spread: 30'
Shape: Oval with upright spreading branches
Foliage: Deep green on top surface of leaf, velvety purple on underside

A very striking Maple because of the purple color of the underside of the leaf. Both Spaethii Maple and the green-leaved Sycamore Maple are very salt tolerant and are best adapted to the maritime climates of the East and West Coasts.

Acer pseudoplatanus

Sycamore Maple



Zone: 4
Height: 40'
Spread: 30'
Shape: Upright spreading branches, rounded crown
Foliage: Dark green
Fall Color: Yellow

Adaptable to varied growing conditions including high pH soils and exposed sites. Salt tolerant and appropriate for planting near the seashore.

Acer pseudosieboldianum

Korean Maple

Acer pseudosieboldianum

Korean Maple



Zone: 4
Height: 22'
Spread: 18'
Shape: Upright to upright spreading
Foliage: Green
Fall Color: Yellow-orange to red

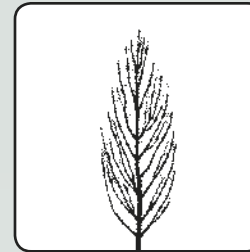
Very cold hardy yet delicate in appearance, this close relative of Japanese maple brings an oriental elegance to the northern garden. A little more upright than Japanese maple, it displays small reddish-purple flowers in spring and brightly colored foliage in autumn.

Acer rubrum

Red Maple

Acer rubrum 'Armstrong'

Armstrong Maple




Zone: 4
Height: 45'
Spread: 15'
Shape: Narrow, fastigate
Foliage: Light green
Fall Color: Yellow to orange-red

Armstrong is a fast growing columnar selection. It produces a very tall, narrow tree with ascending branches. It is widely used for street planting where space demands a tree which will not spread.

Acer rubrum 'Autumn Flame'

Autumn Flame Maple



Zone: 3b
Height: 35'
Spread: 35'
Shape: Dense, rounded with spreading branches
Foliage: Medium green
Fall Color: Bright red

Autumn Flame is one of the hardiest of Red Maples, is seedless, and is the first to color in the fall. Although its color doesn't hold as long as Red Sunset®, which colors about a week later, it reliably produces a brilliant red. Slower growing with smaller leaves than most, Autumn Flame produces a very symmetrical, rounded crown.



Armstrong Maple

Acer rubrum 'Autumn Spire' PP 7803

Autumn Spire Maple



Zone: 3
Height: 40'
Spread: 25'
Shape: Narrow oval to oval
Foliage: Green
Fall Color: Bright red

Selected by Dr. Harold Pellett, this seedless University of Minnesota introduction features excellent cold hardiness. Upright oval form and early bright red fall color make it an excellent street tree for northern locations.

Acer rubrum 'Bowhall'

Bowhall Maple



Zone: 4
Height: 40'
Spread: 15'
Shape: Upright, very narrow
Foliage: Medium green
Fall Color: Yellow-orange to reddish-orange

Bowhall is a tightly formed, sturdy, narrow tree excellent for street plantings. It stays smaller than Armstrong and has better foliage color in both summer and fall.



Brandywine Maple

Acer rubrum 'Brandywine'

Brandywine Maple



Zone: 4
Height: 40'
Spread: 30'
Shape: Oval
Foliage: Dark green
Fall Color: Deep red


Introduced by the National Arboretum, Brandywine is a cross of October Glory® and Autumn Flame. Seedless, it produces deep red fall color ten days later than most red maple and has proven to be well adapted in the South.



Northwood Maple

Acer rubrum 'Karpick'

Karpick® Maple

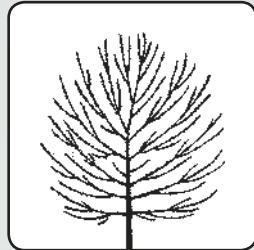


Zone: 4
Height: 40'
Spread: 20'
Shape: Narrow oval
Foliage: Green
Fall Color: Yellow to orange

Narrow when young, becoming oval with age, it has an excellent form for use as a street tree.

Acer rubrum 'Morgan' C.O.P.F.

Morgan Maple




Zone: 4
Height: 45'
Spread: 40'
Shape: Broadly oval
Foliage: Medium green
Fall Color: Orange-red to red, reliable

An extremely vigorous cultivar, it calipers well in the nursery. Selected at Macdonald College in Quebec, it colors very well even in mild climates.

Acer rubrum 'New World'

New World Maple



Zone: 4
Height: 40'
Spread: 20'
Shape: Upright, narrow oval
Foliage: Dark green
Fall Color: Orange yellow to orange red
Fruit: Seedless

An attractive feature of this seedless U.S. National Arboretum release is reliably bright fall color in mixed shades of orange. When compared to the similarly shaped, upright and narrow Scarlet Sentinel® Maple, this cultivar has a more relaxed habit. Maine seed source.

Acer rubrum 'Northwood'

Northwood Maple




Zone: 3
Height: 40'
Spread: 35'
Shape: Broadly oval to rounded
Foliage: Medium to dark green
Fall Color: Reddish

Selected from a Northern Minnesota seed source by the University of Minnesota, Northwood is probably the hardiest of the Red Maples. It has a straight trunk and good branch angles. Its fall color is not as reliable as some of the other Red Maples.

Acer rubrum 'October Glory'

October Glory® Maple



Zone: 5
Height: 40'
Spread: 35'
Shape: Broadly oval to round
Foliage: Medium green, glossy
Fall Color: Deep red to reddish-purple

October Glory® is a round headed selection which is the last cultivar to color in the fall. While it is less cold hardy than most cultivars, it seems to be better adapted to areas with mild winters and hot summer temperatures.

Acer rubrum

Red Maple




Zone: 4
Height: 40'
Spread: 40'
Shape: Broadly oval to round
Foliage: Green
Fall Color: Yellowish orange to bright red

Native to eastern U.S., this tree is well adapted to city conditions and wet soils. This is the parent species of numerous cultivars.

Acer rubrum 'Franksred'

Red Sunset® Maple



Zone: 4
Height: 45'
Spread: 35'
Shape: Upright branching, oval
Foliage: Dark green, glossy
Fall Color: Brilliant orange-red to red

The most highly rated and reliable of the Red Maple cultivars, Red Sunset® has become the standard to which others are compared. Developed by J. Frank Schmidt, Jr., it's a vigorous growing tree with a strong and symmetrical branching pattern. Lustrous, glossy green summer foliage changes to brilliant shades of red and orange-red in the fall.

Acer rubrum 'Frank Jr.' PP 16769

Redpointe® Maple




Zone: 5
Height: 45'
Spread: 30'
Shape: Broadly pyramidal
Foliage: Dark green
Fall Color: Bright red

Brilliant red fall color plus upright, broadly pyramidal form make this Schmidt introduction a standout. The refined form and foliage of the best *Acer rubrum* cultivars combine with the faster growth rate normally found in *Acer x freemanii*. A straight and dominant central leader results in strong branch angles that make it easier to grow.

Acer rubrum 'Scarsen'

Scarlet Sentinel® Maple



Zone: 4
Height: 40'
Spread: 20'
Shape: Upright, rather narrow
Foliage: Dark green
Fall Color: Yellow-orange to orange-red

A strong upright branch pattern gives Scarlet Sentinel® an oval to rectangular outline and a bold appearance that makes it an excellent tree for streets and parking lots. Leaves are darker green and larger than those of other Red Maples, and they hold up well in summer heat.

Acer rubrum 'Somerset'

Somerset Maple



Zone: 4
Height: 45'
Spread: 35'
Shape: Broadly oval to round
Foliage: Dark green
Fall Color: Bright red

A National Arboretum introduction, the seedless Somerset resulted from crossing October Glory® with Autumn Flame. It has excellent form in the nursery and consistent bright red fall color.



Red Sunset® Maple



Redpointe® Maple

Acer rubrum 'Sun Valley'

Sun Valley Maple




Zone: 5
Height: 40'
Spread: 35'
Shape: Oval, symmetrical, densely branched
Foliage: Dark green
Fall Color: Bright red

This U. S. National Arboretum introduction glows in the fall with reliable bright red color. A hybrid between Red Sunset® and Autumn Flame, it is seedless and features a very uniform, dense oval head.

Acer saccharinum 'Silver Queen'

Silver Queen Maple



Zone: 3
Height: 50'
Spread: 40'
Shape: Oval with upright spreading branches
Foliage: Medium green above, silvery beneath
Fall Color: Yellow
Fruit: Seedless


A more refined version of Silver Maple, with a more dominant central leader and more slender branches with better crotch angles.

Acer saccharinum

Silver Maple

Acer saccharinum

Silver Maple




Zone: 3
Height: 55'
Spread: 45'
Shape: Oval with strong upright spreading branches, becoming vase shaped with age
Foliage: Medium green above, silvery beneath
Fall Color: Yellow

This fast growing tree tolerates tough conditions, under which other species might fail. It should be used where there is plenty of space for it to develop.

Acer saccharinum 'Skinneri'

Skinner's Cutleaf Maple



Zone: 3
Height: 50'
Spread: 40'
Foliage: Cutleaf, medium green above, silvery beneath
Fall Color: Yellow
Fruit: Seedless

A cutleaf selection featuring lateral branches which are more slender and horizontal than others. It is more refined than the species.

Acer saccharum

Sugar Maple

Acer saccharum 'Barrett Cole' PP 10590

Apollo® Maple



Zone: 4
Height: 25'
Spread: 10'
Shape: Narrow, columnar
Foliage: Dark green
Fall Color: Yellow-orange to red

INSECT RESISTANCE: Japanese beetle

Unique narrowness, dense branching and compact form make this dwarf and columnar Sugar Maple ideal for limited spaces. Dark green foliage withstands summer heat.



Belle Tower™ Maple

Acer saccharum 'Autumn Splendor'

Autumn Splendor Maple




Zone: 5
Height: 45'
Spread: 40'
Shape: Broadly oval to rounded
Foliage: Glossy green
Fall Color: Orange-red

This may be the best sugar maple for the southern plains and the Southwest. Selected from an isolated strain of sugar maple found in Caddo County, Oklahoma, by the late Dr. John Pair of Kansas State University. It is very resistant to heat, drought and leaf tatter.

Acer saccharum 'Reba'

Belle Tower™ Maple



Zone: 5
Height: 45'
Spread: 18'
Shape: Narrow oval
Foliage: Bright green
Fall Color: Orange-yellow

INSECT RESISTANCE: Japanese beetle

Adapted to heat and humidity, this southern Tennessee selection was tested in Alabama by Jeff Sibley of Auburn University. Summer foliage is fresh and bright green compared to other sugar maples that suffer in hot weather. Additionally, it is among the narrowest and upright forms we have seen.

Acer saccharum 'Bonfire'

Bonfire™ Maple



Zone: 4
Height: 50'
Spread: 40'
Shape: Broadly oval
Foliage: Medium green
Fall Color: Bright orange to red

INSECT RESISTANCE: Japanese beetle

Bonfire™ appears to be the fastest growing Sugar Maple selection. It has a wider environmental tolerance than most Sugar Maples, adapting well to diverse conditions. Produces a very brilliant fall color display of orange, orange-red and red.

Acer saccharum 'Commemoration'

Commemoration® Maple



Zone: 4
Height: 50'
Spread: 35'
Shape: Oval to rounded
Foliage: Thick, dark green, glossy
Fall Color: Orange to orange-red

This rapid growing Sugar Maple has thick, heavy leaves that are resistant to leaf tatter. It branches well as a young tree and develops good caliper.

Acer saccharum 'Morton'

Crescendo™ Maple



Zone: 4
Height: 45'
Spread: 40'
Shape: Broadly oval
Foliage: Dark green
Fall Color: Orange red to bright red


Coming from the western range of the Sugar Maple and selected at Morton Arboretum, this tree features tough, heat resistant foliage and good orange red fall color.



Autumn Splendor Maple

Acer saccharum 'Endowment'

Endowment Maple




Zone: 4
Height: 50'
Spread: 20'
Shape: Columnar
Foliage: Dark green
Fall Color: Bright yellow

A columnar growth habit makes this cultivar well suited for street planting. Dark green foliage turns bright yellow in the fall.

Acer saccharum 'Bailista'

Fall Fiesta® Maple



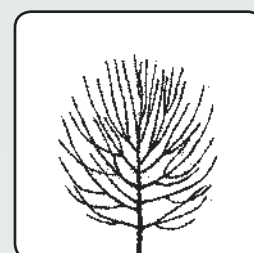
Zone: 4
Height: 50'
Spread: 40'
Shape: Broadly ovate
Foliage: Dark green
Fall Color: Orange, red, and yellow

INSECT RESISTANCE: Japanese beetle

Sturdy and compact when young, this cultivar matures to become a full size specimen with an especially symmetrical crown and thick dark green summer foliage. Autumn brings on a mix of orange, red, and yellow colors in the canopy.

Acer saccharum 'Green Mountain'

Green Mountain® Maple



Zone: 3
Height: 50'
Spread: 40'
Shape: Broadly oval
Foliage: Dark green
Fall Color: Reddish-orange to red

INSECT RESISTANCE: Japanese beetle

Green Mountain® is the standard for comparison in Sugar Maples. It is the most widely planted selection and has proven itself well over time. It is probably the hardest Sugar Maple and is the best choice for northern areas. It provides reliable fall color.

Acer saccharum 'Sandersville' P.A.F.

Harvest Moon® Maple



Zone: 6
Height: 50'
Spread: 35'
Shape: Broadly oval
Foliage: Medium green
Fall Color: Orange-red

This sugar maple thrives in the heat of the South. Discovered in central Georgia, the parent tree has withstood 60 years of heat and drought. Unlike most southern sugar maples, it displays a bright orange-red fall color.

Acer saccharum 'John Pair'

John Pair Maple



Zone: 5
Height: 30'
Spread: 30'
Shape: Rounded
Foliage: Glossy green
Fall Color: Red

Symmetrical and rounded in form, this heat resistant sugar maple of small stature is at home in the southern plains. Selected by horticulturist Dr. John Pair from the heat resistant Caddo County, Oklahoma seed source, its foliage stands up to summer heat.

Acer saccharum 'Legacy'

Legacy® Maple



Zone: 5
Height: 50'
Spread: 35'
Shape: Oval
Foliage: Glossy dark green
Fall Color: Reddish-orange to red

INSECT RESISTANCE: Japanese beetle

Legacy produces a very symmetrical oval crown. This, combined with its glossy dark green leaves makes it one of the most handsome Sugar Maples in summer. Its leaves are quite tough and resist leaf tatter and drought.

Acer saccharum 'Flax Mill'

Majesty® Maple



Zone: 3
Height: 50'
Spread: 40'
Shape: Broadly oval
Foliage: Dark green
Fall Color: Orange to reddish


One of the most vigorous Sugar Maples in the nursery, developing heavy caliper and full branching at a relatively early age.



Harvest Moon® Maple

Acer saccharum 'Astis'

Steeple® Maple




Zone: 5
Height: 55'
Spread: 30'
Shape: Upright oval
Foliage: Dark green
Fall Color: Yellow-orange

INSECT RESISTANCE: Japanese beetle

Steeple® is a very symmetrical, upright oval tree discovered by Dr. Michael Dirr of the University of Georgia, Athens. Well adapted to the heat of the South, it features heat tolerant foliage and an excellent crown form.

Acer saccharum

Sugar Maple



Zone: 3
Height: 45'
Spread: 40'
Shape: Upright oval to rounded
Foliage: Medium green
Fall Color: Orange, red and scarlet

One of the finest trees for fall color. Somewhat slow growing but long lived, it acquires a stateliness all its own.

Acer saccharum 'Wright Brothers'

Wright Brothers Maple



Zone: 3
Height: 50'
Spread: 35'
Shape: Oval
Foliage: Green
Fall Color: Yellow-orange to red

Fast growing, hardy and reported to be resistant to scorch and frost cracking. Fall color is a bright mix of yellow, orange, and red.



Sugar maples blaze bright in our arboretum.

Acer tataricum

Acer tataricum

Tatarian Maple



Zone: 3
Height: 25'
Spread: 20'
Shape: Oval to rounded, often low branched
Foliage: Medium green
Fall Color: Yellow to orange-red
Fruit: Attractive red samaras

Bright red samaras add summer color. Fine small tree for tough sites, adaptable to dry, high pH soils and cold winters. Very similar to *A. ginnala*, but leaves are slightly larger and more rounded.

Acer tataricum 'GarAnn' PP 15023

Hot Wings® Maple



Zone: 3
Height: 20'
Spread: 24'
Shape: Rounded, spreading
Foliage: Medium green
Fall Color: Yellow to red
Flower: White, clusters in May
Fruit: Bright red samaras

Showy red samaras (winged seeds) shine in bright contrast to the summer foliage of this small tree that is an excellent performer in rugged climates. Broadly oval when young, its branches spread wider than tall, becoming rounded at maturity.

Acer tataricum 'JFS-KW2'

Rugged Charm® Maple




Zone: 3
Height: 20'
Spread: 15'
Shape: Compact upright oval
Foliage: Medium green
Fall Color: Yellow-orange to red
Flowers: White clusters in May
Fruit: Attractive red samaras

Compact and oval in form, the shapely canopy of this refined selection is a charming improvement over the hardy and rugged species! Bright red seed wings float in bright contrast against summer's green leaves. Come autumn, the boldly textured foliage shows off a rich mix of yellow, orange, and bright red.

Acer truncatum

Acer truncatum × *A. platanoides* 'Keithsform' PP 7529

Norwegian Sunset® Maple



Zone: 4b
Height: 35'
Spread: 25'
Shape: Oval
Foliage: Dark green, glossy
Fall Color: Yellow-orange to red

INSECT RESISTANCE: Japanese beetle

An upright oval tree with yellow-orange to red fall color. Norwegian Sunset® has a particularly nice branch structure and uniform canopy. Its name reflects the tree's similarity to Norway Maple in growth rate, branch structure and leaf shape.

Acer truncatum × *A. platanoides* 'Warrenred' PP 7433

Pacific Sunset® Maple



Zone: 4b
Height: 30'
Spread: 25'
Shape: Upright spreading, rounded crown
Foliage: Dark green, smooth, very glossy
Fall Color: Yellow-orange to bright red

INSECT RESISTANCE: Japanese beetle

Outstanding glossy summer foliage changes to tints of yellow, red, and orange in the fall. Pacific Sunset® colors earlier and a little brighter than Norwegian Sunset.® Branch structure is a little finer textured and more spreading than Norwegian Sunset.®




Pacific Sunset® Maple

Aesculus

Horsechestnut

Aesculus × *carnea* 'Briotii'

Briotii Red Horsechestnut




Zone: 4
Height: 30'
Spread: 35'
Shape: Round
Foliage: Dark green, palmately compound
Flower: Red, in 10" long clusters

A rounded, very symmetrical tree with bright red flowers in the spring. Very striking in bloom.

Aesculus × *carnea* 'Fort McNair'

Fort McNair Horsechestnut



Zone: 4
Height: 32'
Spread: 30'
Shape: Rounded
Foliage: Dark green, palmately compound
Fall color: Yellowish
Flower: Pink with yellow throat, in panicles

Selected from the grounds of Fort McNair in Washington DC, this cultivar boasts improved resistance to leaf blotch disease and beautiful panicles of pink flowers in the spring.



Rugged Charm® Maple

Aesculus

Buckeye

Aesculus flava

Yellow Buckeye



Zone: 4
Height: 60'
Spread: 45'
Shape: Upright oval
Foliage: Dark green, palmately compound
Fall Color: Yellow-orange
Flower: Yellow, in 7" long clusters

Native to the central Appalachian Mountains and Ohio Valley, this is the largest growing and most magnificent of the buckeyes.




Briotii Red Horsechestnut

Amelanchier

Serviceberry

Amelanchier canadensis 'Prince William'

Prince William Serviceberry



Zone: 3
Height: 10'
Spread: 6'
Shape: Multi-stemmed shrub
Foliage: Small, green
Fall Color: Orange to red
Flower: Small, white, in clusters
Fruit: Edible, purplish blue, 3/8"-1/2"

An excellent multi-stemmed large shrub. Probably the best choice of those desiring Serviceberry's delicious blueberry-like fruit, as it fruits very heavily.

Amelanchier × *grandiflora* 'Autumn Brilliance'

Autumn Brilliance® Serviceberry



Zone: 4
Height: 20'
Spread: 15'
Shape: Upright, moderately spreading
Foliage: Medium, green
Fall Color: Bright red
Flower: White, in clusters

An excellent *Amelanchier* with good form and strong branching. It displays reliable spring bloom and bright fall colors.

Amelanchier × *grandiflora* 'Cole's Select'

Cole's Select Serviceberry




Zone: 4
Height: 20'
Spread: 15'
Shape: Upright, spreading
Foliage: Small, green
Fall Color: Bright orange-red
Flower: White, in clusters

This *Amelanchier* selection has thicker, glossier foliage than the others, giving it a healthy appearance in mid-summer.

Amelanchier grandiflora 'Princess Diana'

Princess Diana Serviceberry



Zone: 3
Height: 20'
Spread: 15'
Shape: Gracefully spreading
Foliage: Small, green
Fall Color: Brilliant red
Flower: White, in clusters
Fruit: Edible, purplish blue, 3/8"

A gracefully spreading small tree with excellent fall color. Fall foliage is spectacular, coloring early and lasting late in the season.

Amelanchier × *grandiflora* 'Robin Hill'

Robin Hill Serviceberry




Zone: 4
Height: 25'
Spread: 18'
Shape: Upright oval
Foliage: Medium green
Fall color: Orange
Flower: Light pink, in clusters
Fruit: Edible, 3/8", purple

This upright growing serviceberry features pink buds that open to panicles of delicate, pale pink flowers in the spring. It develops a more uniform, shapely canopy and tree form than most *A. grandiflora* cultivars.


Amelanchier laevis

Allegheny Serviceberry



Zone: 4
Height: 25'
Spread: 15'
Shape: Upright, oval, irregular
Foliage: Small, green
Fall Color: Orange
Flower: White, in clusters
Fruit: Edible, purplish blue, 3/8"


Grown both as tree form and multi-stem. It is a little taller, more upright, and more "tree-like" than most *Amelanchier* species.



Spring Flurry® Serviceberry

Amelanchier laevis 'JFS-Arb' PP 15304

Spring Flurry® Serviceberry




Zone: 4
Height: 35'
Spread: 20'
Shape: Upright oval
Foliage: Medium green
Fall Color: Orange
Flower: White, in clusters
Fruit: Purplish blue, edible, 3/8"

A street tree *Amelanchier*! This Schmidt introduction has exceptional tree form. A dominant central leader supports strongly upward-oriented scaffold branches. Pure white blooms smother a delicate latticework of twigs in spring. These give way to healthy green foliage that turns orange in the fall.

Amelanchier laevis 'Snowcloud' PP 7203

Snowcloud Serviceberry



Zone: 4
Height: 25'
Spread: 15'
Shape: Upright, oval, good tree form
Foliage: Dark green, red tint in spring
Fall Color: Scarlet
Flower: White in clusters
Fruit: Edible, 3/8", purplish blue

Selected for upright, tree form growth, this strong growing serviceberry makes a good small street tree.

Betula

Birch

Betula 'Crimson Frost'

Crimson Frost Birch



Zone: 4
Height: 40'
Spread: 30'
Shape: Broadly pyramidal to oval
Foliage: Burgundy
Fall Color: Burgundy

Dark purple foliage and exfoliating white bark with cinnamon highlights create a striking color contrast. A graceful hybrid of *B. platyphylla szechuanica* and *B. pendula purpurea*.

Betula 'Penci-2'

Royal Frost® Birch



Zone: 4
Height: 40'
Spread: 25'
Shape: Pyramidal
Foliage: Purple-bronze
Fall Color: Yellow-orange to reddish

INSECT RESISTANCE: Japanese beetle

A hybrid of Crimson Frost and Whitespire, this tree combines purple-bronze foliage with an upright pyramidal growth habit. It maintains a strong leader and shows better caliper development and density than other purple leaf birch.



Crimson Frost Birch

Betula jacquemontii

Jacquemontii Birch



Zone: 5
Height: 40'
Spread: 30'
Shape: Upright oval
Foliage: Dark green, thick, glossy
Fall Color: Yellow

INSECT RESISTANCE:

Partial resistance to leaf miner


This tree has the whitest bark of all the Birches. Its trunk seems to almost glow when the tree is planted among darker foliage plant material.



Summer Cascade Birch

Betula nigra

River Birch



Zone: 4
Height: 40'
Spread: 35'
Shape: Broadly pyramidal to rounded
Foliage: Medium to dark green
Fall Color: Yellow to gold


INSECT RESISTANCE:

bronze birch borer, Japanese beetle

The bark exfoliates to expose tan, pink or orange colored younger stems, which contrast beautifully with the white barked species.

Betula nigra 'Cully'

Heritage® Birch



Zone: 4
Height: 40'
Spread: 30'
Shape: Broadly pyramidal
Foliage: Light green, glossy
Fall Color: Yellow

INSECT RESISTANCE: bronze birch borer

A selection of River Birch chosen for its lighter colored bark and large, glossy, light green leaves. The peeling bark exposes mottled patches of cream, orange and pinkish tan colors.

Betula nigra 'BNMTF'

Dura-Heat® Birch



Zone: 6
Height: 40'
Spread: 30'
Shape: Broadly pyramidal
Foliage: Glossy dark green
Fall Color: Yellow

INSECT RESISTANCE:

bronze birch borer, Japanese beetle

Heat resistant, glossy, deep green foliage gives this cultivar a fresh look through the heat of the summer, even in the southern U.S. It branches freely, giving it better density and a more compact appearance than the species. Attractive exfoliating bark is a medley of cream and tan colors.



Dura-Heat® Birch

Betula nigra 'Summer Cascade' PP 15105

Summer Cascade Birch



Zone: 5
Height: 15'
Spread: 20'
Shape: Gracefully weeping
Foliage: Medium green
Fall Color: Yellow

INSECT RESISTANCE: bronze birch borer

This river birch is surprisingly fast growing in the nursery but quickly matures to a graceful weeping habit that controls its ultimate size. In winter, it shows off its warm creamy-brown exfoliating bark. Tolerant of wet soils, it's the first weeping birch with resistance to the bronze birch borer.

Betula papyrifera

Paper Birch



Zone: 2
Height: 50'
Spread: 35'
Shape: Oval
Foliage: Dark green
Fall Color: Yellow

In cooler climates, this is the most permanent and desirable of all white barked Birches. Slow to turn white, but a perfect chalk-white when older. Beautiful as a single stem tree or clump form.

Betula papyrifera 'Renci' PP 12768

Renaissance Reflection® Birch



Zone: 3
Height: 50'
Spread: 25'
Shape: Upright pyramidal
Foliage: Dark green
Fall Color: Yellow

INSECT RESISTANCE: bronze birch borer

This cultivar was selected by Tom Pinney Jr. for its upright pyramidal shape, brilliant white bark, and high resistance to bronze birch borer. It's faster growing than typical of the species and produces a narrower crown.

Betula pendula

European White Birch



Zone: 2
Height: 45'
Spread: 30'
Shape: Broadly pyramidal to oval
Foliage: Medium green
Fall Color: Yellow to yellow green

INSECT RESISTANCE: Japanese beetle

Very attractive tree with white bark that does not peel as much as Paper Birch. Tolerates wet soil.

Betula pendula 'Dalecarlica'

Cutleaf Weeping Birch



Zone: 2
Height: 40'
Spread: 20'
Shape: Narrowly oval with slender oval branches with weeping tips
Foliage: Dark green
Fall Color: Yellow

INSECT RESISTANCE: Japanese beetle


Although it becomes a relatively large tree, slender branches always give it a graceful, delicate appearance. Hardy enough to do well in the Rocky Mountain states.



Jacquemontii Birch

Betula pendula 'Youngii'

Young's Weeping Birch




Zone: 2
Height: 15'
Spread: 20'
Shape: Picturesque, weeping
Foliage: Dark green
Fall Color: Yellow

This easily shaped tree is especially suited to small garden areas. Its characteristic, asymmetric branch structure makes it an attractive and interesting addition to an informal landscape.

Betula platyphylla 'Fargo' PP 10963

Dakota Pinnacle® Birch



Zone: 3
Height: 40'
Spread: 15'
Shape: Narrowly pyramidal
Foliage: Dark green
Fall Color: Yellow

INSECT RESISTANCE: Japanese beetle

Developed by North Dakota State University, this very cold hardy birch is well adapted to the tough climate of the northern plains. A stiffly upright, narrowly pyramidal form, combined with dense, dark green foliage and white bark give it a striking appearance.



White Satin™ Birch

Betula populifolia 'Whitespire Sr.'

Whitespire Sr. Birch




Zone: 4
Height: 40'
Spread: 25'
Shape: Pyramidal to oval
Foliage: Dark green glossy leaves
Fall Color: Yellow

INSECT RESISTANCE: bronze birch borer, Japanese beetle

Whitespire "Senior" is vegetatively propagated directly from the original, superior tree in Wisconsin.

Betula utilis 'Madison'

White Satin™ Birch



Zone: 4
Height: 35'
Spread: 20'
Shape: Broadly pyramidal to oval
Foliage: Dark green
Fall Color: Golden yellow

INSECT RESISTANCE: bronze birch borer

Selected by Dr. Ed Hasselkus of the University of Wisconsin, the original tree has resisted borers for nearly 30 years while nearby trees have died. Good cold hardiness, golden yellow fall color and satin-white bark are additional features of this long-lived, handsome tree.




Dakota Pinnacle® Birch

Caragana

Siberian Peashrub

Caragana arborescens 'Pendula'

Weeping Siberian Peashrub




Zone: 2
Height: 15'
Spread: 15'
Shape: Weeping
Foliage: Pinnately compound, bright medium green
Flower: Small, bright yellow
Fall Color: Yellowish

A very cold hardy plant, able to withstand some of the most difficult sites. Well adapted to drought and poor or alkaline soil. Attractive spring flowers and summer foliage.

Caragana arborescens 'Walker'

Walker Siberian Peashrub



Zone: 2
Height: 8'
Spread: 8'
Shape: Weeping
Foliage: Fine textured, fern-like, green
Fall Color: Yellowish
Flower: Small, bright yellow

Leaflets are very narrow and linear, almost like needles on a conifer. This gives this small weeper an extremely fine textured appearance.



Palisade® American Hornbeam

Carpinus

Hornbeam

Carpinus betulus 'Fastigiata'

Pyramidal European Hornbeam




Zone: 5
Height: 35'
Spread: 25'
Shape: Dense compact, narrow when young, becoming oval
Foliage: Dark green
Fall Color: Yellow

Symmetrical and formal in appearance. It is heat and drought resistant, and seems to be relatively free of disease and pest problems.

Carpinus betulus 'Frans Fontaine'

Frans Fontaine Hornbeam



Zone: 5
Height: 35'
Spread: 15'
Shape: Narrow, columnar
Foliage: Dark green
Fall Color: Yellow

Fastigate form is maintained with maturity, the narrowest of the *C. betulus* cultivars.

Carpinus caroliniana

American Hornbeam syn. Blue Beech




Zone: 4
Height: 25'
Spread: 20'
Shape: Oval
Foliage: Dark green
Fall Color: Yellow to bright orange-red

Eastern U.S. native also known as Ironwood and Muscledwood; names inspired by the smooth, gray, irregularly fluted trunk. A widely adapted small tree with outstanding fall color, excellent for naturalistic plantings.

Carpinus caroliniana 'CCSQU' PP 11280

Palisade® American Hornbeam



Zone: 5
Height: 30'
Spread: 15'
Shape: Upright narrow oval
Foliage: Green
Fall Color: Yellow orange

Palisade® forms an upright oval canopy with ascending branches and excellent density. It brings a uniform street tree appearance to an otherwise variable species. Attractive sinewy gray bark forms on mature trees.


Carpinus japonicus

Japanese Hornbeam



Zone: 5
Height: 20'
Spread: 25'
Shape: Low branched, wide spreading
Foliage: Dark green, glossy,
Fall Color: Bronze

Leaves corrugated along the veins and distinctive fan like branch habit contribute to the graceful shape of this unusual tree.




Pyramidal European Hornbeam

Catalpa

Catalpa speciosa

Northern Catalpa



Zone: 5
Height: 50'
Spread: 35'
Shape: Pyramidal with rounded top, open structure
Foliage: Medium green, large leaves
Fall Color: Yellow-green
Flower: White, in large clusters

A native of the central United States and known for its tolerance of tough conditions, especially heat and drought. Its branch structure presents a bold, rugged appearance.



Northern Catalpa



Red Fox Katsura Tree

Cercidiphyllum

Katsura Tree

Cercidiphyllum japonicum

Katsura Tree



Zone: 5
Height: 40'
Spread: 40'
Shape: Upright and pyramidal when young, rounded with age
Foliage: Bluish-green
Fall Color: Yellow or apricot orange

A tree of variable form: Single stem trees are usually upright when young, while multi-stem plants are usually spreading. The beautiful heart shaped foliage and the delicate, fine texture make this tree an eye catcher in parks and gardens.

Cercis

Redbud

Cercis canadensis 'Appalachian Red'

Appalachian Red Redbud



Zone: 5
Height: 20'
Spread: 25'
Shape: Multi-stem or low branched, spreading
Foliage: Dark green
Fall Color: Yellow
Flower: Bright pink flowers emerge from magenta buds


This cultivar has the brightest flowers we have seen in a Eastern redbud. Magenta buds open to shockingly bright pink blooms, often described as neon pink or hot pink, quite different from the lavender tinted soft pink more typically seen in the species. It flowers heavily and has excellent dark green summer foliage.

Celtis

Hackberry

Celtis occidentalis

Hackberry



Zone: 3
Height: 45'
Spread: 35'
Shape: Broad top with ascending, then arching branches
Foliage: Light green
Fall Color: Yellow

Tolerant of harsh climatic conditions as well as urban abuse, this deep rooted tree rarely lifts sidewalks. The rough, corky bark adds interest and resists damage.

Celtis 'Magnifica'

Magnifica Hackberry

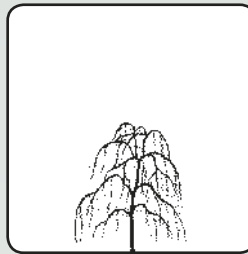


Zone: 5
Height: 50'
Spread: 40'
Shape: Broadly oval to vase shaped
Foliage: Medium green
Fall Color: Yellow

This Hackberry selection develops a large, arching canopy similar to that of an Elm. Thought to be a hybrid of *C. occidentalis* and *C. laevigata*, it exhibits faster growth and better insect resistance than its parents.

Cercidiphyllum japonicum 'Morioka Weeping'

Morioka Weeping Katsura Tree




Zone: 5
Height: 25'
Spread: 20'
Shape: Weeping
Foliage: Bluish-green
Fall Color: Yellow-orange

Branches bearing heart-shaped leaves arch upward, then cascade to the ground in an unusually graceful manner. Its artistic form is reminiscent of a green weeping beech.

Cercidiphyllum japonicum 'Rotfuchs'

Red Fox Katsura Tree




Zone: 5
Height: 30'
Spread: 16'
Shape: Upright oval
Foliage: Purple in spring to bronze-green in summer
Fall Color: Orange-bronze

With deep purple spring foliage and a more compact, upright and narrow shape, this cultivar of German origin is unique in leaf color and texture. Its form is suited for much tighter spaces than the broader spreading species.

Cercis canadensis

Eastern Redbud



Zone: 5
Height: 25'
Spread: 30'
Shape: Multi-stem or low branching tree. Somewhat flat-topped
Foliage: Medium green
Fall Color: Yellow
Flower: Reddish purple in bud, rosy-pink when open

The profuse flowers that bloom in April or May before the leaves develop make this a spring favorite. It is attractive as a tree for naturalized garden areas or as a graceful addition to a small yard.



Eastern Redbud

Cercis canadensis 'Forest Pansy'

Forest Pansy Redbud

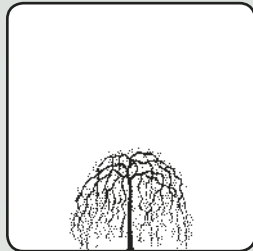


Zone: 5
Height: 20'
Spread: 25'
Shape: Upright spreading branches, rounded
Foliage: Deep purple paling to bronze-green interior
Fall Color: Yellow orange
Flower: Magenta rose

A highly prized red-leaved selection of Eastern Redbud. Delicate magenta rose flowers appear before the foliage. New growth is exceptionally glossy.


Cercis canadensis 'Covey' PP 10328

Lavender Twist® Redbud



Zone: 5
Height: 7'
Spread: 8'
Shape: Weeping, umbrella shaped
Foliage: Medium green
Fall Color: Yellow
Flower: Magenta buds open rosy pink


Elegant and graceful, weeping and compact, this plant creates a great feature in a small garden. Springtime's tight clusters of bright magenta buds open to reveal rosy pink flowers. Slightly zigzagging branches cascade to form lattice work curtains of heart-shaped foliage.



Oklahoma Redbud

Cercis texensis 'Oklahoma'

Oklahoma Redbud



Zone: 6
Height: 20'
Spread: 25'
Shape: Upright spreading to rounded
Foliage: Glossy, thick, bright green
Fall Color: Yellow
Flower: Reddish-pink buds open to bright magenta-pink

Heat resistant foliage is deep green, bright and glossy. One of the most impressive redbuds in flower, it is more colorful than the species as its intense reddish pink buds open to a slightly brighter shade of magenta-pink.



Lavender Twist® Redbud

Cercis canadensis 'Alba'

White Redbud



Zone: 5
Height: 20'
Spread: 25'
Shape: Open, spreading
Foliage: Medium green
Fall Color: Yellow
Flower: White, profuse

Similar to the species but distinctive for its unusual blooms. Bare branches are smothered in spring with a very profuse crop of clean, white flowers instead of the usual magenta-pink blooms for which Redbuds are named.

Chamaecyparis

Falsecypress

Chamaecyparis nootkatensis 'Pendula'

Weeping Alaskan Cedar



Zone: 5
Height: 30'
Spread: 10'
Shape: Narrow, conical
Foliage: Light green

A gracefully weeping top and pendulous branches cascade from an upright central trunk to create a remarkable sculptural landscape specimen.

Chionanthus

Fringe Tree

Chionanthus virginicus

Fringe Tree



Zone: 4
Height: 18'
Spread: 20'
Shape: Oval to spreading
Foliage: Medium to dark green
Fall Color: Yellow
Flower: Small greenish-white flowers borne in clusters, fragrant

In late spring, masses of fragrant and feathery blooms cover the branches of this tree whose Latin name translates to "Snow Flower." Adaptable to varied soils and climates, and quite tolerant of urban conditions.



Fringe Tree

Chionanthus retusus

Chinese Fringe Tree



Zone: 5
Height: 20'
Spread: 20'
Shape: Broadly oval
Foliage: Deep green
Fall Color: Bright yellow
Flower: White, snow-like, in large clusters

This small ornamental has multi-season appeal. In late spring, snow white flowers cover the branch tips. Dark green summer foliage change to bright yellow in the fall, then winter brings emphasis to its attractive gray bark on the trunk and low branches.

Cladrastis

Yellowwood

Cladrastis kentukea

Yellowwood



Zone: 4
Height: 30'
Spread: 40'
Shape: Round
Foliage: Bright green
Fall Color: Brilliant yellow
Flowers: White, in long clusters, fragrant

Showy cascades of fragrant white pea-like blooms are spectacular in May and June. Compound leaves and arching branches give an elm-like shape to this urban-tolerant native shade tree.

Cornus

Dogwood

Cornus alternifolia

Pagoda Dogwood




Zone: 3
Height: 20'
Spread: 20'
Shape: Rounded, layered branches
Foliage: Light green
Fall Color: Red
Flower: Small, creamy white
Fruit: Blue-black

Striking in every season, this adaptable North American native tree has distinctively tiered, horizontally layered branches that suggest Asian origin. Through the year, they sport creamy white flowers, textured light green leaves, blue-black fruits and red fall foliage.

Cornus alternifolia 'Wstackman' PP 11287

Golden Shadows® Dogwood




Zone: 3
Height: 15'
Spread: 15'
Shape: Upright spreading, layered form
Foliage: Variegated gold with green center
Fall Color: Reddish purple
Flower: Small, white, in clusters

Brilliant foliage and layered branching make this a standout in the shady garden. Golden variegated foliage glows through the summer, showing light tints of red on spring's new growth and strong reds and purples in autumn.

Cornus controversa 'June Snow'

June Snow™ Dogwood



Zone: 5
Height: 30'
Spread: 40'
Shape: Horizontally layered, spreading
Foliage: Dark green
Fall Color: Orange to red
Flower: White, in flat topped clusters
Fruit: Blue-black, 1/4", clustered


Fast growing and wide spreading, with branches developing a horizontally tiered appearance. Flat topped clusters of white flowers often exceed 6" in diameter. Outstanding fall color; mottled orange-yellow, red, and purple-red.



June Snow™ Dogwood

Cornus florida 'Comco No. 1' PP 10166

Cherokee Brave Dogwood




Zone: 5
Height: 25'
Spread: 22'
Shape: Upright spreading, rounded crown
Foliage: Dark green
Fall Color: Red
Flower: Reddish-pink with white center

DISEASE RESISTANCE:

spot anthracnose and powdery mildew


The most vigorous of the pink flowered dogwoods, this cultivar shows resistance to both powdery mildew and spot anthracnose. Well branched in the nursery, it is impressive for its size, deeply colored foliage, and bloom.



Pink Dogwood

Cornus florida rubra

Pink Flowering Dogwood




Zone: 5
Height: 20'
Spread: 20'
Shape: Upright spreading, rounded crown
Foliage: Green
Fall Color: Red
Flower: Pink

The pink flowering dogwood is an old time favorite for good reason. Delicate pink flower bracts smother its branches in spring.

Cornus florida 'Cherokee Chief'

Cherokee Chief Dogwood




Zone: 6
Height: 20'
Spread: 20'
Shape: Upright spreading, rounded crown
Foliage: Dark green
Fall Color: Red
Flower: Rose red to ruby red

This cultivar is noted for its red flowers, much deeper in color than the delicate pink of *C. florida rubra*.

Cornus florida 'Cherokee Daybreak'

Cherokee Daybreak Dogwood



Zone: 5
Height: 20'
Spread: 20'
Shape: Upright spreading, rounded crown
Foliage: White and green variegated
Fall Color: Pinkish red
Flower: White

A white flowering dogwood with variegated foliage, its leaves are green with creamy white margins. In fall, the leaf margin turns pink while the center of the leaf turns red.




Golden Shadows® Dogwood

Dogwood Quick Reference

Variety	Zone	H	W	Flower	Foliage
Florida Varieties					
Cherokee Brave	5	25'	22'	Reddish-pink with white center	Dark green
Cherokee Chief	6	20'	20'	Rose red to ruby red	Dark green
Cherokee Daybreak	5	20'	20'	White	White and green variegated
Cherokee Princess	6	24'	20'	White	Green
Cherokee Sunset	6	20'	20'	Deep pink to light red	Variegated yellow and green
Cloud 9	5	15'	20'	White	Green
Pink Flowering	5	20'	20'	Pink	Green
Kousa Varieties					
Chinese Kousa	5	20'	20'	White	Medium green
Heart Throb®	5	20'	20'	Deep rose pink	Dark green
Milky Way Select	5	20'	20'	Cream white, four large bracts	Dark green
Prophet™	5	22'	20'	White	Dark green, glossy
Samaritan®	5	20'	20'	Large creamy white bracts	Variegated cream-white and green
Satomi	5	20'	20'	Pink	Light green
Hybrid Varieties					
Celestial®	6	20'	20'	White	Green
Constellation®	6	25'	20'	White	Green
Eddie's White Wonder	6	25'	20'	Large white bracts	Dark green
Starlight®	7a	30'	20'	Large, creamy white	Deep green
Stellar Pink®	6	20'	20'	Light pink	Green
Venus®	5b	25'	20'	Very large, 6", creamy white	Deep green
Other Varieties					
Cornelian Cherry	5	20'	22'	Small, yellow, in masses	Dark green, glossy
Golden Shadows®	3	15'	15'	Small, white, in clusters	Variegated gold with green center
Goldspot	7	35'	20'	Large, white; blooms twice	Variegated green splashed with yellow
June Snow™	5	30'	40'	White, in flat topped clusters	Dark green
Pagoda	3	20'	20'	Small, creamy white	Light green

Cornus florida 'Cherokee Princess'

Cherokee Princess Dogwood




Zone: 6
Height: 24'
Spread: 20'
Shape: Upright oval, rounded crown
Foliage: Green
Fall Color: Red
Flower: White

A very vigorous white flowering selection, upright growing, with large, glossy green leaves. Reliable and heavy flowering; large white bracts.

Cornus florida 'Sunset' PP 6305

Cherokee Sunset Dogwood




Zone: 6
Height: 20'
Spread: 20'
Shape: Upright spreading, rounded crown
Foliage: Variegated yellow and green
Fall Color: Red
Flower: Deep pink to light red

This is the only variegated dogwood with red flower bracts. A vigorous grower, it displays a variety of changing colors through the spring, summer, and fall.

Cornus florida 'Cloud 9'

Cloud 9 Dogwood




Zone: 5
Height: 15'
Spread: 20'
Shape: Spreading, broadly rounded crown
Foliage: Green
Fall Color: Red
Flower: White

Heavy production of large white flowers at an early age. The rounded flower bracts are overlapping and give a clean white appearance.

Cornus kousa chinensis

Chinese Kousa Dogwood



Zone: 5
Height: 20'
Spread: 20'
Shape: Widely vase shaped to rounded, layered branches
Foliage: Medium green
Fall Color: Reddish
Flower: White

Four large white bracts form star shaped "flowers" in June. An unusual and beautiful dogwood that is hardier, more drought tolerant and disease resistant than *C. florida*.

Cornus 'Eddie's White Wonder'

Eddie's White Wonder Dogwood



Zone: 6
Height: 25'
Spread: 20'
Shape: Upright, pyramidal with slightly pendulous branching
Foliage: Dark green
Fall Color: Red
Flower: Large white bracts
Fruit: Small red

White flower bracts of this hybrid cultivar are much larger than those of its parent *C. florida*, and it grows taller. It is also easier to grow and more adaptable than its other parent, *C. nuttallii*.



Cherokee Sunset Dogwood

Cornus kousa 'Schmred' PP 9283

Heart Throb® Dogwood




Zone: 5
Height: 20'
Spread: 20'
Shape: Rounded
Foliage: Dark green
Fall Color: Deep red
Flower: Deep rose pink
Fruit: Red, 3/4"

Large, deep reddish to rose-pink flower bracts form flower heads that reach four inches in diameter. Introduced by Don Schmidt Nursery, its handsome blooms last for up to two months in Oregon.

Cornus kousa 'Milky Way Select'

Milky Way Select Dogwood



Zone: 5
Height: 25'
Spread: 20'
Shape: Rounded to wide vase
Foliage: Green
Fall Color: Bright red
Flower: Large creamy white bracts
Fruit: Red, 3/4"

Selected for its heavy and long lasting display of creamy white flowers, each composed of four large bracts. This showy cultivar also features abundant bright orange-red fruit and excellent orange-red to red autumn color.

Cornus kousa 'Propzam'

Prophet™ Dogwood



Zone: 5
Height: 22'
Spread: 20'
Shape: Rounded to widely vase shaped
Foliage: Dark green, glossy
Fall Color: Orange to red
Flower: White
Fruit: Red, 3/4"

Creamy white, broad bracted flowers contrast beautifully with the deep green foliage. One of the fastest growing *C. kousa* cultivars, it develops good form quickly. Rich foliage and long lasting flowers make it a star through the summer months.

Cornus kousa 'Samzam'

Samaritan® Dogwood



Zone: 5
Height: 20'
Spread: 20'
Shape: Rounded to wide vase
Foliage: Variegated cream-white and green
Fall Color: Pinkish red
Flower: Large creamy white bracts
Fruit: Red, 3/4"

Creamy white blooms floating above variegated foliage make this cultivar a standout in the field. Healthy green foliage is trimmed in summer with cream-white leaf margins. These change in autumn to edge the reddish leaves with pink. Consistent growth, uniform size and healthy foliage combine to produce a winner.


Cornus kousa 'Satomi'

Satomi Dogwood



Zone: 5
Height: 20'
Spread: 20'
Shape: Vase shaped to rounded
Foliage: Light green
Fall Color: Red
Flower: Pink

Rose pink blooms perch atop the branches of Satomi Dogwood in late spring. Raspberry-like fruits appear in late summer among the light green leaves that turn varied shades of red in the fall.



Heart Throb® Dogwood



Prophet™ Dogwood

Cornus x 'Rutdan' PP 7204

Celestial® Dogwood



Zone: 6
Height: 20'
Spread: 20'
Shape: Upright spreading
Foliage: Green
Flower: White
Fruit: None

DISEASE RESISTANCE:

dogwood anthracnose and powdery mildew


Clean, disease resistant foliage and a heavy annual bloom make this tree both reliable and beautiful. Cream-white flowers have broad, overlapping bracts.



Constellation® Dogwood

Cornus x 'Rutcan' PP 7210

Constellation® Dogwood



Zone: 6
Height: 25'
Spread: 20'
Shape: Upright to upright spreading
Foliage: Green
Fall Color: Reddish
Flower: White
Fruit: None

DISEASE RESISTANCE:

dogwood anthracnose

Constellation® is the fastest growing of the *C. kousa* x *C. florida* hybrid dogwoods developed by Dr. Elwin Orton of Rutgers University. White flower bracts are large, elongated and non-overlapping. Sterile, ensuring a clean landscape and an annual bloom.

Cornus kousa × *nuttallii* 'KN4-43' PP 16293

Starlight® Dogwood



Zone: 7a
Height: 30'
Spread: 20'
Shape: Upright oval
Foliage: Deep green
Fall Color: Red
Flower: Large, creamy white
Fruit: 3/4", orange

Strong upright growth, clean dark green foliage, and large firm flowers give this hybrid dogwood great promise. The tree has shown resistance to mildew and anthracnose, holding healthy dark green foliage all summer. A Rutgers hybrid of the Pacific dogwood and the Chinese dogwood.

Cornus × 'Rutgan' PP 7207

Stellar Pink® Dogwood



Zone: 6
Height: 20'
Spread: 20'
Shape: Upright to upright spreading
Foliage: Green
Fall Color: Bright red
Flower: Light pink
Fruit: None

DISEASE RESISTANCE:

dogwood anthracnose and powdery mildew

Large and slightly overlapping flower bracts are tinted a delicate shade of soft pink, a little lighter in color than *C. florida rubra*. Flowering date of the Rutgers series is intermediate between the *C. kousa* and *C. florida* parents.

Cornus (kousa × nuttallii) × kousa 'KN 30-8' PP 16309

Venus® Dogwood



Zone: 5b
Height: 25'
Spread: 20'
Shape: Upright oval
Foliage: Deep green
Fall Color: Red to purple-red
Flower: Very large, 6", creamy white

DISEASE RESISTANCE:

dogwood anthracnose and powdery mildew

This vigorous hybrid dogwood combines the huge flowers of the Pacific dogwood with the environmental tolerance of the Chinese dogwood. Bred by Elwin Orton of Rutgers University, Venus® has the largest bloom of any dogwood we have seen and is very floriferous. Little fruit, nearly sterile.




Cornelian Cherry Dogwood



Venus® Dogwood

Cornus mas

Cornelian Cherry Dogwood




Zone: 5
Height: 20'
Spread: 22'
Shape: Low branched, rounded
Foliage: Dark green, glossy
Fall Color: Variable, reddish
Flower: Small, yellow, in masses
Fruit: Bright red, cherry like

In form and fruit, this tree could be mistaken for a crabapple. Its exfoliating bark and masses of bright yellow flowers that appear very early in the spring make it unique.

Cornus nuttallii 'Goldspot'

Goldspot Dogwood



Zone: 7
Height: 35'
Spread: 20'
Shape: Upright oval
Foliage: Variegated green splashed with yellow
Fall color: Red
Flower: Large, white; blooms twice
Fruit: Red, 1" round cluster

Golden yellow spots boldly splashed on dark green summer foliage give a fresh and striking appearance. This west coast native is both unique and beautiful, blooming as it does in May and August. Late summer flowers are a pleasant surprise at a time when few trees bloom.

Corylus

Turkish Hazel

Corylus colurna

Turkish Hazel (Filbert)



Zone: 4
Height: 45'
Spread: 30'
Shape: Pyramidal
Foliage: Dark green
Fall Color: Yellow


Boldly textured and drought tolerant, this pH adaptable tree forms a pyramidal crown that is especially suitable for shading landscapes in more arid climates.

Cotinus

Smoketree


Cotinus obovatus

American Smoketree



Zone: 4
Height: 25'
Spread: 20'
Shape: Rounded
Foliage: Green
Fall Color: Bright orange to red
Flowers: Plume-like clusters


This small tree, native to the southeastern United States, features fall colors so bright that they sometimes appear fluorescent. Mixed tones of orange yellow, orange-reds, and reddish purple combine beautifully. Large, fuzzy plume-like flower clusters give it its common name.



Grace Smoketree

Cotinus coggygria × *obovatus* 'Grace'

Grace Smoketree




Zone: 4
Height: 20'
Spread: 15'
Shape: Rounded
Foliage: Purplish-red
Fall Color: Orange-red
Flower: Purplish-pink panicle

Soft purple-red foliage covers this low branched tree in summer and intensifies to orange-red in autumn. Large, airy, purplish-pink flower clusters add drama in summer.

Cotinus coggygria 'Royal Purple'

Royal Purple Smoketree




Zone: 5
Height: 16'
Spread: 13'
Shape: Upright spreading, rounded, open
Foliage: Dark purple
Fall Color: Red purple
Flower: Sterile flower stalks form fuzzy plumes of purplish "smoke"

Fuzzy plumes of purplish "smoke" float above dark purple foliage that turns bright red to red-purple in autumn. Traditionally grown as a multi-stem shrub, when trained with a single trunk, it becomes an attractive small tree with multi-season appeal.

Cotoneaster

Cotoneaster apiculatus

Cranberry Cotoneaster



Zone: 5
Height: 5'
Spread: 4'
Shape: Grown on a standard
Foliage: Glossy dark green
Fall Color: Reddish
Flower: Pink
Fruit: Red, 3/8"

Cranberry Cotoneaster is noted for its abundant and long lasting bright red fruit which covers the plant in the fall. We grow it as a dwarf patio tree on a 4' standard.



Cranberry Cotoneaster

Crataegus

Hawthorn

Crataegus ambigua

Russian Hawthorn



Zone: 4
Height: 18'
Spread: 20'
Shape: Rounded to spreading
Foliage: Medium green
Flower: White
Fruit: Deep red


This tough tree from the plains of southern Russia sports white flowers and deep red fruits. Tolerant of drought and alkalinity, it is well adapted to life in the high, dry prairies of the United States.



Thornless Cockspur Hawthorn

Crataegus crus-galli

Cockspur Hawthorn



Zone: 4
Height: 25'
Spread: 30'
Shape: Dense, rounded with horizontal spreading branches
Foliage: Leathery, deep green, glossy
Fall Color: Bronze orange to scarlet
Flower: White
Fruit: Red, 3/8"-1/2", persistent

Outstanding as a specimen because of its distinctive horizontal branch pattern and its attractive glossy foliage. It can also be sheared into a dense, thorny hedge.

Crataegus crus-galli 'Inermis'

Thornless Cockspur Hawthorn



Zone: 4
Height: 25'
Spread: 25'
Shape: Rounded, spreading
Foliage: Leathery, deep green, glossy
Fall Color: Orange or rusty orange
Flower: Small, white in 2" clusters
Fruit: Dark red, 3/8"-1/2", persistent

This small adaptable tree has the excellent foliage of *Crataegus crus-galli* yet completely lacks the dangerous thorns.

Crataegus laevigata 'Crimson Cloud'

Crimson Cloud Hawthorn



Zone: 4
Height: 25'
Spread: 18'
Shape: Oval, with upright spreading wavy branches
Foliage: Small glossy green
Flower: Bright red with white centers
Fruit: Bright red

DISEASE RESISTANCE: leaf spot

This tree is distinctive for its wavy branch habit and bright red flowers with white centers.


Crataegus mollis

Downy Hawthorn



Zone: 4
Height: 25'
Spread: 30'
Shape: Rounded to wide spreading
Foliage: Medium green
Fall Color: Yellow to bronze red
Flower: White, 1", in clusters
Fruit: Red, 3/4"


Also known as "Red Haw," the range of this widely adapted native tree extends across most of the eastern U.S. and into southern Canada. Foliage is downy when unfolding. Dense branches create valuable cover for wildlife.



Crimson Cloud Hawthorn

Crataegus x lavallei

Lavalle Hawthorn



Zone: 4
Height: 28'
Spread: 20'
Shape: Irregular vase shape
Foliage: Dark green, leathery
Fall Color: Bronze
Flower: White, in large clusters
Fruit: Orange, 5/8"

Lavalle increases its landscape interest as the season progresses. Foliage intensifies from bright glossy green in summer to the bronze-green of fall, which complements its persistent orange to orange red fruit. Its form has strong impact on the winter landscape, with smooth dark bark and an irregularly vase shaped growth habit.

Crataegus laevigata 'Paul's Scarlet'

Paul's Scarlet Hawthorn



Zone: 4
Height: 22'
Spread: 20'
Shape: Dense, upright spreading, oval
Foliage: Small, deeply lobed, green
Flower: Double, scarlet to rose
Fruit: Sparse, deep red

The brilliant colored flowers make this tree the showiest of all the Hawthorns in the spring. This selection is susceptible to leaf spot.

Crataegus x mordenensis 'Snowbird' C.O.P.F.

Snowbird Hawthorn



Zone: 3
Height: 22'
Spread: 20'
Shape: Upright oval to rounded
Foliage: Dark glossy green
Flower: Small, double white, in clusters
Fruit: Bright crimson, 3/8"

Snowbird was introduced by the Morden Research Station in Canada where it originated as a seedling of Toba. It is hardier than Toba and has a glossier, more handsome leaf.

Crataegus x mordenensis 'Toba'

Toba Hawthorn



Zone: 3
Height: 20'
Spread: 20'
Shape: Upright, round
Foliage: Dark green
Flower: In clusters, double white, fading to pink, fragrant
Fruit: Red, 3/8"

Selected by the Morden Research Station in Canada. A hardy tree with a well behaved branch pattern.



Toba Hawthorn



Washington Hawthorn

Crataegus phaenopyrum

Washington Hawthorn




Zone: 4
Height: 25'
Spread: 20'
Shape: Broadly oval to rounded
Foliage: Deep green, very glossy
Fall Color: Orange to scarlet and reddish purple
Flower: White in clusters
Fruit: Bright, glossy red, 1/4", persistent

The small attractive fruits blend beautifully with the autumn leaves. Many people rate this the best North American Hawthorn. Very useful in both multi-stem and tree form.

Crataegus viridis 'Winter King'

Winter King Hawthorn



Zone: 4
Height: 20'
Spread: 25'
Shape: Widely vase shaped, angular branch pattern
Foliage: Dark green
Fall Color: Yellow
Flower: White in clusters
Fruit: Bright red, 1/4"

Winter King is an attractive Hawthorn with silvery bark that contrasts nicely with dark green, glossy leaves. The strong, angular lines of its branching pattern give it a bold appearance in the winter.

Elaeagnus

Olive

Elaeagnus angustifolia

Russian Olive



Zone: 2
Height: 20'
Spread: 20'
Shape: Rounded, irregular outline
Foliage: Silver green to gray-green
Fall Color: Yellow
Flower: Fragrant, greenish yellow

Used effectively as an attractive, impenetrable hedge even in difficult climates and inhospitable soils. A good source of silver-gray foliage to lighten a landscape.

Eucommia

Hardy Rubber Tree

Eucommia ulmoides

Hardy Rubber Tree



Zone: 5
Height: 45'
Spread: 45'
Shape: Rounded, with ascending branches
Foliage: Lustrous dark green

Glossy foliage is reported pest free. This drought and disease resistant tree tolerates a wide range of soil conditions including alkaline.

Fagus

Beech


Fagus grandifolia

American Beech



Zone: 5
Height: 80'
Spread: 40'
Shape: Broadly oval
Foliage: Glossy green
Fall Color: Golden bronze

Slow growing, but ultimately large and magnificent. A mature tree is an imposing sight, with smooth silver-gray bark, lustrous green foliage, and sturdy branch structure.



Tricolor Beech

Fagus sylvatica


Green Beech



Zone: 4
Height: 50'
Spread: 40'
Shape: Broadly pyramidal to broadly oval
Foliage: Glossy dark green
Fall Color: Bronze

A large and stately tree with beautiful silvery-gray bark that contrasts well with its dark green summer foliage.


Fagus sylvatica 'Dawyck Purple'
Dawyck Purple Beech



Zone: 5
Height: 40'
Spread: 12'
Shape: Columnar, fastigiate
Foliage: Purple

A purple leaf form of Fastigiate Beech. Tight and narrow in form, with purple leaf color that holds well in the summer.

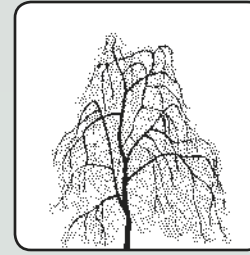
Fagus sylvatica 'Purpurea Pendula'
Purple Weeping Beech



Zone: 5
Height: 10'
Spread: 15'
Shape: Broadly weeping, mushroom shaped
Foliage: Purple

Weeping habit and the absence of a central leader form a broad purple dome. A large specimen provides a fantasy-land playground beneath cascading branches.

Fagus sylvatica 'Pendula'
Weeping Beech



Zone: 5
Height: 40'
Spread: 30'
Shape: Gracefully weeping from an irregularly ascending central trunk
Foliage: Green, glossy

Each one is a natural work of art, a living, growing sculpture. Fast growing because it tends to maintain an upright central stem. Green, pendulous branches hang to the ground from great heights.

Fagus sylvatica 'Fastigiata' ('Dawyck')
Fastigiate Beech



Zone: 5
Height: 45'
Spread: 15'
Shape: Columnar, fastigiate
Foliage: Dark green

Deep green foliage and the tightness of its fastigiate form make this one of the most striking of columnar trees.


Fagus sylvatica 'Asplenifolia'
Fernleaf Beech



Zone: 5
Height: 50'
Spread: 40'
Shape: Broadly oval
Foliage: Cutleaf, green
Fall Color: Golden brown

A large growing cultivar with crisp, dark green, cut-leaf foliage. The branching gives the tree the appearance of closely layered, fan like sprays.

Fagus sylvatica 'Purple Fountain'
Purple Fountain Beech



Zone: 5
Height: 25'
Spread: 12'
Shape: Weeping from ascending trunk
Foliage: Purple to purple-red

Pendulous branches drape from an upright leader as this unusual beech matures into a unique living sculpture. Much faster growing than Purpurea Pendula, its foliage is a slightly lighter shade of purple.


Fagus sylvatica 'Riversii'
Rivers Purple Beech



Zone: 5
Height: 50'
Spread: 40'
Shape: Broadly oval
Foliage: Deep purple to purple-bronze

The most popular purple leafed beech, Rivers is deep purple in the spring and holds a good purple-bronze color throughout the summer. The smooth silver-gray bark of the trunk is beautiful in winter.

Fagus sylvatica 'Roseomarginata'
Tricolor Beech




Zone: 5
Height: 30'
Spread: 20'
Shape: Oval
Foliage: Variegated, purple with a rose-pink and cream margin

Beautiful foliage is this tree's star attraction. Margins of its purple-bronze leaves are irregularly colored with splashes of rose, pink and cream.

Forsythia


Forsythia 'Courtasol' PP 9104
Gold Tide® Forsythia



Zone: 5
Height: 5'
Spread: 4'
Shape: Horizontal spreading to weeping
Foliage: Medium green
Fall Color: Yellow
Flower: Bright yellow

We grow this dwarf, spreading Forsythia as a top graft, and as such it forms a slightly weeping little patio tree. Compact and graceful, it greets the earliest days of spring with bright yellow flowers.

Forsythia × *intermedia* 'Fiesta'
Fiesta Forsythia



Zone: 5
Height: 8'
Spread: 6'
Shape: Rounded to spreading
Foliage: Variegated cream, yellow, and green
Fall Color: Yellowish
Flower: Bright yellow

Grown as a top graft, it makes a compact dwarf tree with a rounded head. The foliage is as exciting as the flowers, emerging as bright yellow variegated leaves on reddish stems. As summer progresses, the variegation becomes creamy yellow. Flowers are just what you expect in this genus: bright yellow, prolific, and very early.



Fiesta Forsythia



Franklin Tree

Franklinia

Franklin Tree

Franklinia alatamaha
Franklin Tree



Zone: 5
Height: 18'
Spread: 12'
Shape: Upright spreading, oval
Foliage: Dark green
Fall Color: Orange-red
Flower: Large, white with orange center

This rare tree features three inch, fragrant, white Camellia like flowers with an orange center. Dark green foliage contrast with the bright summer flowers on this small tree.

Fraxinus

Less Common Species

Fraxinus excelsior 'Aureaefolia'
Golden Desert® Ash



Zone: 5
Height: 20'
Spread: 18'
Shape: Rounded, compact
Foliage: Yellow
Fall Color: Golden-yellow

A small rounded tree with bright golden twigs and young stems, outstanding yellow color throughout the year. Foliage emerges yellow, becoming yellow-green in early summer and developing a golden cast in late summer.

Fraxinus mandshurica
Manchurian Ash



Zone: 3
Height: 40'
Spread: 30'
Shape: Broadly oval
Foliage: Green
Fall Color: Yellow

Extremely cold hardy and adaptable to mountainous and northern regions, this species also shows partial resistance to emerald ash borer.

Fraxinus nigra x *mandshurica* 'Northern Treasure' PP 11840

Northern Treasure Ash



Zone: 3
Height: 50'
Spread: 30'
Shape: Upright oval
Foliage: Green
Fall color: Bright golden yellow
Fruit: Sterile, sparse

Slender leaflets that taper to long pointed tips give the foliage a uniquely refined texture among ash cultivars. Its canopy is cool green and elegant in summer, followed by autumn leaves that sport the brightest of yellow hues. Very cold hardy and adapted to mountains and high plains.



Urban Bouquet® Ash


Fraxinus ornus 'JFS-Coate'
Urban Bouquet® Ash



Zone: 6
Height: 35'
Spread: 25'
Shape: Oval
Foliage: Medium green
Fall Color: Yellow to purple tinted
Flower: Creamy white, large panicles
Fruit: Seedless

Billowing clouds of creamy white, fragrant panicles cover its branches in May and June. This seedless selection blooms heavily and reliably on an upright oval frame. Suitable for street use and smaller yards, this cultivar adds uniformity to a great urban tree species.

Fraxinus oxycarpa 'Raywood'
Raywood Ash




Zone: 6
Height: 45'
Spread: 30'
Shape: Oval with dense crown
Foliage: Narrow green leaflets, fine textured
Fall Color: Reddish-purple

Raywood grows fast as a young tree but matures smaller than other Ash. Slender branches and narrow leaflets give it a delicate, fine textured appearance. Outstanding reddish purple fall color.

Fraxinus americana

White Ash

Fraxinus americana 'Autumn Applause'
Autumn Applause® Ash



Zone: 4
Height: 40'
Spread: 25'
Shape: Oval
Foliage: Green, leaflets smaller than other White Ash
Fall Color: Purple to mahogany
Fruit: Seedless

Autumn Applause® is a small, dense, oval form of White Ash. Its compact shape makes it quite useful. It provides a reliable purple fall color. The original tree has been seedless since discovery.

Fraxinus americana 'Junginger'
Autumn Purple® Ash



Zone: 4
Height: 45'
Spread: 40'
Shape: Rounded
Foliage: Green, heavily textured
Fall Color: Reddish-purple
Fruit: Seedless

The standard of comparison for White Ash. Beautiful fall colors of various hues in different years vary from mottled yellow orange to orange red and deep purple.



Autumn Purple® Ash

Fraxinus pennsylvanica

Green Ash

Fraxinus pennsylvanica 'Cimmaron' PP 8077

Cimmaron® Ash



Zone: 3
Height: 50'
Spread: 30'
Shape: Upright, oval
Foliage: Glossy, dark green
Fall Color: Brick red to orange-red
Fruit: Seedless

Narrow when young, with upright branches forming an oval canopy. Cimmaron® is seedless and has excellent summer foliage and surprising rusty red fall tints.

Fraxinus pennsylvanica 'Ocone'

Georgia Gem® Ash



Zone: 6
Height: 50'
Spread: 35'
Shape: Upright oval
Foliage: Bright, deep green, glossy
Fall Color: Yellowish
Fruit: Seedless

At last, a seedless green ash cultivar for the South. Heat resistance and fast growth distinguish this handsome tree, selected by Dr. Michael Dirr of the University of Georgia–Athens from native Georgia trees. Its dark green, glossy leaves are larger than those of any other ash in the nursery.




Patmore Ash



Georgia Gem® Ash

Fraxinus pennsylvanica 'Johnson' PP 9136

Leprechaun™ Ash

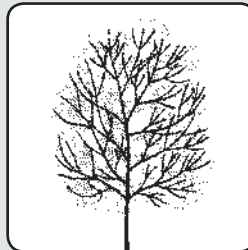


Zone: 3
Height: 18'
Spread: 16'
Shape: Dense, compact, round
Foliage: Medium green, small leaves
Fall Color: Yellow
Fruit: Seedless

This is a genetic dwarf form of Green Ash, miniature in every way when compared to the species. Originated at Johnson Nursery in Wisconsin, it is greatly appreciated by utility companies seeking tough trees to fit under overhead wires. Grafted on a 6' stem, and also on a 4' stem for patio or container use.

Fraxinus pennsylvanica 'Marshall'

Marshall Ash



Zone: 3
Height: 50'
Spread: 40'
Shape: Broadly oval
Foliage: Glossy, dark green
Fall Color: Bright yellow
Fruit: Seedless

Marshall has been proven over the years to be a tough and adaptable tree. The foliage is dark green and very glossy. More irregular and informal in shape than Summit or Patmore.

Fraxinus pennsylvanica 'Patmore'

Patmore Ash




Zone: 2
Height: 45'
Spread: 35'
Shape: Symmetrical upright branches, oval head
Foliage: Dark green, glossy
Fall Color: Yellow
Fruit: Seedless

Patmore probably is the best Green Ash cultivar introduced to date. It has dark green, glossy foliage and a well behaved form, intermediate in shape between Summit and Marshall. Extremely hardy.

Fraxinus pennsylvanica 'Rugby'

Prairie Spire® Ash




Zone: 3
Height: 45'
Spread: 20'
Shape: Dense, upright, narrow pyramidal to oval
Foliage: Medium green
Fall Color: Yellow
Fruit: Seedless

Dense, upright, and narrowly pyramidal in mature form, this North Dakota State University selection comes from a very hardy northern plains seed source.

Fraxinus pennsylvanica 'Summit'

Summit Ash



Zone: 3
Height: 45'
Spread: 25'
Shape: Upright branching, narrow oval
Foliage: Medium green
Fall Color: Yellow
Fruit: Seedless

A very uniform branching, symmetrical selection that maintains a good central leader.



Leprechaun™ Ash

Fraxinus pennsylvanica 'Urbanite' PP 6215

Urbanite® Ash



Zone: 5
Height: 50'
Spread: 40'
Shape: Broadly pyramidal
Foliage: Lustrous green, thick and leathery
Fall Color: Deep bronze
Fruit: Samaras

A well behaved selection of the "Red Ash" type. Very tolerant of city conditions, its thick bark seems more resistant to sunscald than other Ash cultivars.

Ginkgo

Ginkgo biloba 'Autumn Gold'

Autumn Gold Ginkgo



Zone: 3
Height: 45'
Spread: 35'
Shape: Broadly pyramidal
Foliage: Medium green
Fall Color: Golden yellow
Fruit: Seedless

Striking golden yellow fall color is characteristic of this male clone. Narrow form in youth broadens with age.

Ginkgo biloba 'JFS-UGA2'

Golden Colonnade® Ginkgo



Zone: 4
Height: 45'
Spread: 25'
Shape: Narrow oval
Foliage: Medium green
Fall Color: Bright yellow
Fruit: Seedless

Thanks to its strongly upright central leader and narrowly oval growth habit, this *Ginkgo* discovered by Dr. Michael Dirr is ideal for narrow street use. The original tree has male flowers and is observed to be seedless.

Ginkgo biloba 'Magyar'

Magyar Ginkgo



Zone: 4
Height: 50'
Spread: 25'
Shape: Narrowly pyramidal
Foliage: Medium green
Fall Color: Bright yellow
Fruit: Seedless

Faster growing than 'Princeton Sentry' with a slightly broader form, this narrow, upright cultivar has an excellent form for use as an urban street tree.



Magyar Ginkgo



Golden Colonnade® Ginkgo

Ginkgo biloba 'The President'

Presidential Gold® Ginkgo



Zone: 4
Height: 50'
Spread: 40'
Shape: Broadly pyramidal to oval
Foliage: Medium green
Fall Color: Bright yellow
Fruit: Seedless


Outstanding in both the nursery row and the landscape, this seedless cultivar may set the new standard among Ginkgos. Selected by Dr. Michael Dirr, it has a strong central leader and full branching when young, then develops a dense upright crown when mature.



Presidential Gold™ Ginkgo

Ginkgo biloba 'Princeton Sentry'

Princeton Sentry® Ginkgo



Zone: 4
Height: 40'
Spread: 15'
Shape: Narrowly pyramidal
Foliage: Green
Fall Color: Bright yellow
Fruit: Seedless


Stiffly upright growing and narrow in form, this male clone is seedless.

Gleditsia

Honeylocust

Gleditsia triacanthos 'Christie'

Halka™ Honeylocust



Zone: 4
Height: 40'
Spread: 40'
Shape: Widely oval to round
Foliage: Fine textured, medium green
Fall Color: Yellowish

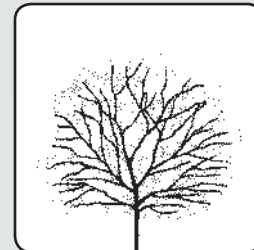
Halka™ is rapidly becoming one of the favorite Honeylocust cultivars because of its vigorous growth, heavy caliper and symmetrical, full crown. Occasionally reported to produce seeds.



Sunburst® Honeylocust

Gleditsia triacanthos 'Impcole'

Imperial® Honeylocust




Zone: 4
Height: 35'
Spread: 35'
Shape: Rounded
Foliage: Fine textured, medium green
Fall Color: Yellow

Imperial® is small and rounded, the most compact and formal of the popular Honeylocust cultivars. Wide branch angles resist storm damage and create a horizontal spreading branch pattern.

Gleditsia triacanthos 'Harve'

Northern Acclaim® Honeylocust



Zone: 3b
Height: 45'
Spread: 35'
Shape: Broadly pyramidal
Foliage: Fine textured, medium green
Fall Color: Yellow


Selected by Dale Herman at North Dakota State University for its cold hardiness in the rugged environment of the Great Plains. Northern Acclaim® develops a more upright shape than most, similar to Skyline®.



Skyline® Honeylocust

Gleditsia triacanthos 'Suncole'

Sunburst® Honeylocust



Zone: 4
Height: 40'
Spread: 35'
Shape: Irregular, somewhat rectangular outline
Foliage: Bright yellow tip growth
Fall Color: Yellow-brown

Sunburst® is used for its bright golden yellow, fine textured foliage. The new growth is always bright yellow which contrasts attractively with the darker yellow green interior foliage.

Gymnocladus
 Kentucky Coffee Tree

Gymnocladus dioica

Kentucky Coffee Tree



Zone: 4
Height: 50'
Spread: 35'
Shape: Oval to vase shape with upright arching branches
Foliage: Green, doubly compound
Fall Color: Yellow

Stark and rugged in the winter, this picturesque native of the midwest becomes tropical in appearance in the summer. Huge fans of doubly compound green leaves emerge to cast filtered shade.

Gleditsia triacanthos 'Shademaster'

Shademaster® Honeylocust



Zone: 4
Height: 45'
Spread: 35'
Shape: Vase shaped to rectangular in outline
Foliage: Fine textured, medium green
Fall Color: Yellow

Shademaster® features upright ascending then spreading branches which produce an irregularly vase shaped form and a slightly rectangular outline. An excellent street tree, its upright branch structure lends itself to pruning for traffic clearance.



Shademaster® Honeylocust

Gymnocladus dioica 'Espresso-JFS'

Espresso™ Kentucky Coffee Tree



Zone: 4
Height: 50'
Spread: 35'
Shape: Oval to vase shaped with upright arching branches
Foliage: Huge doubly compound leaves, bluish-green
Fall Color: Yellow

The huge doubly compound leaves give this tree a tropical feel, and the arching branches present an elm-like form. This is a seedless selection. Good tolerance of heat, drought, and cold.

Gleditsia triacanthos 'Skycole'

Skyline® Honeylocust



Zone: 4
Height: 45'
Spread: 35'
Shape: Broadly pyramidal
Foliage: Fine textured, medium green
Fall Color: Golden

The most widely used Honeylocust cultivar. Its upright spreading branch angles, well behaved form and environmental tolerance make Skyline® an ideal street tree in many situations.

Gleditsia triacanthos 'True Shade'

True Shade® Honeylocust



Zone: 4
Height: 40'
Spread: 35'
Shape: Broadly oval
Foliage: Fine textured, medium green
Fall Color: Yellow

True Shade® is a favorite with nurserymen because of its fast growth, heavy caliper and clean, lush foliage. Branch growth is vigorous and branch angles tends to be close to an ideal 45°.



Kentucky Coffee Tree

Thornless and Seedless Honeylocust

All cultivars we offer have been selected as outstanding plants for a variety of characteristics. All are considered essentially thornless and seedless. However, there are reports from around the country of occasional production of fruit and/or thorns by several cultivars. Unusual weather conditions seem to be the key factor in this. When thorns or seeds are produced in one season, the tree generally reverts back to its normal growth habit the following year.

Halesia

Silverbell

Halesia monticola

Mountain Silverbell



Zone: 5
Height: 40'
Spread: 25'
Shape: Ascending branches form a conical to rounded crown
Foliage: Medium green
Fall Color: Yellow
Flower: White, bell-shaped

Clusters of snow-white bell shaped flowers borne on pendulous stalks appear in May. They are best seen when this tree is planted where it can be viewed from below. Similar to Carolina Silverbell, but with bigger flowers and larger mature size.

Halesia tetraptera 'Arnold Pink'

Arnold Pink Silverbell



Zone: 5
Height: 30'
Spread: 20'
Shape: Oval
Foliage: Medium green
Fall Color: Yellow
Flower: Pink, bell shaped

In spring, branches are lined with pendulous, rose-pink flowers which fade to a soft pale pink. Introduced by Arnold Arboretum.



Wedding Bells Silverbell

Halesia tetraptera 'UConn Wedding Bells'

Wedding Bells Silverbell



Zone: 5
Height: 20'
Spread: 15'
Shape: Oval
Foliage: Medium green
Fall Color: Yellow
Flower: White, bell shaped, prolific

Slightly more compact and heavier flowering, this is an ideal landscape Silverbell. Flowers are larger than typical and are borne prolifically along the branches.



Pallida | Jelena | Arnold Promise | Diane | Primavera - Witch Hazels

Hamamelis

Witch Hazel

Hamamelis × intermedia 'Arnold Promise'

Arnold Promise Witch Hazel



Zone: 5
Height: 10'
Spread: 10'
Shape: Upright spreading, low branched
Foliage: Green, textured
Fall Color: Yellow
Flower: Bright yellow

Arnold Promise tends to flower early and heavily. Its yellow flowers are among the brightest of the *Hamamelis*.

Hamamelis × intermedia 'Diane'

Diane Witch Hazel




Zone: 5
Height: 10'
Spread: 10'
Shape: Upright spreading, low branched
Foliage: Green, textured
Fall Color: Bright orange-red
Flower: Crimson-red

Bright red flowers appear in late winter. Outstanding mix of bright fall colors including yellow-orange, orange-red and bright red.

Hamamelis × intermedia 'Jelena'

Jelena Witch Hazel

Syn. Copper Beauty Witch Hazel




Zone: 5
Height: 10'
Spread: 10'
Shape: Upright spreading, low branched
Foliage: Green, textured
Fall Color: Bright orange-red
Flower: Coppery-orange

One of the most beautiful of the witch hazels for all seasons, 'Jelena' features large flowers that are especially impressive. Petals are red at the base and grade to orange-yellow at the tips, giving an overall bright coppery-orange display. Fall color is outstanding, bright orange to orange red.

Hamamelis × intermedia 'Primavera'

Primavera Witch Hazel



Zone: 5
Height: 10'
Spread: 10'
Shape: Upright spreading, low branched
Foliage: Green, textured
Fall Color: Yellow
Flower: Yellow

Flowers are early (late winter) and large. The long strap shaped stamens are pure yellow, with purple at the center of the flower.

Hamamelis mollis 'Pallida'

Pallida Witch Hazel



Zone: 6
Height: 10'
Spread: 10'
Shape: Upright spreading, low branched
Foliage: Green, textured
Fall Color: Yellow
Flower: Yellow

The flowers of this cultivar are a soft pale yellow, giving the plant a delicate, understated appearance in early spring.

Heptacodium

Seven-son Flower

Heptacodium miconioides

Seven-son Flower



Zone: 5
Height: 15'
Spread: 15'
Shape: Low branched or multi-stem, arching
Foliage: Glossy green
Flower: Fragrant white clusters, red calyxes

Calyxes become even more spectacular after the flower petals fall, intensifying to red and holding through autumn. It gives the appearance of blooming twice, first white and then red. Exfoliating bark is attractive and lends interest to the winter landscape.



Seven-son Flower

Juglans

Black Walnut

Juglans nigra

Black Walnut



Zone: 5
Height: 50'
Spread: 45'
Shape: Broadly oval to rounded
Foliage: Dark green
Fall Color: Golden yellow
Fruit: Edible nut


Big, tough, strong and tolerant of drought and alkalinity, this eastern U.S. native is widely adaptable across most climate zones of the United States.

Juniperus

Juniper

Juniperus procumbens nana

Dwarf Japanese Garden Juniper



Zone: 4
Height: 2'
Spread: 5'
Shape: Trailing mound
Foliage: Green


This dwarf conifer is top grafted on a 2 ft. stem. Trailing branches cascade gracefully from the central mound.



Blue Star Juniper

Juniperus squamata 'Blue Star'

Blue Star Juniper



Zone: 4
Height: 4'
Spread: 4'
Shape: Dense, compact mound
Foliage: Blue-green


Grown as a graft on a two foot standard, it's an attractive dwarf conifer. Very well named, 'Blue Star' has both bluish needles and dense, starburst like growth habit.

Koelreuteria

Goldenrain Tree

Koelreuteria paniculata

Goldenrain Tree



Zone: 5
Height: 30'
Spread: 30'
Shape: Rounded
Foliage: Pinnately compound, medium green
Fall Color: Yellow
Flower: Bright yellow, in large clusters


An impressive tree in midsummer when it is covered with footlong clusters of bright yellow flowers. One of the few trees to bloom at this time of year.

Laburnum

Goldenchain

Laburnum anagyroides 'Columnaris'

Columnar Goldenchain




Zone: 5
Height: 20'
Spread: 10'
Shape: Narrow upright vase
Foliage: Dark green
Flower: Bright yellow in tight clusters

Densely packed clusters of bright yellow flowers are borne on stiffly upright branches of this compact, narrow tree. Heavy bloom creates an outstanding display in the spring.

Laburnum x watereri 'Vossii'

Vossii Goldenchain



Zone: 5
Height: 25'
Spread: 20'
Shape: Vase
Foliage: Dark green
Flower: Golden yellow, in long, hanging clusters


By far the most spectacular of the Laburnums for its longer racemes of rich yellow flowers. The tree has an open, upright vase shape.

Larix

Larch

Larix kaempferi 'Diana'

Diana Japanese Larch



Zone: 4
Height: 45'
Spread: 20'
Shape: Pyramidal with twisted growth
Foliage: Green needles, deciduous
Fall Color: Golden

This contorted cultivar of Japanese larch grows with very twisted but strongly upright growth. It maintains the overall pyramidal shape of the species with the added interest of the twisted new growth.



Diana Japanese Larch

Liquidambar

Sweetgum

Liquidambar styraciflua 'Ward' PP 10027

Cherokee™ Sweetgum



Zone: 5
Height: 45'
Spread: 30'
Shape: Broadly pyramidal to oval
Foliage: Medium green
Fall Color: Burgundy to red
Flower: Virtually seedless

This virtually seedless sweetgum produces very few objectionable gum balls. Those that do form remain soft and undeveloped. It was discovered in Illinois and has shown good cold hardiness.

Liquidambar styraciflua 'Clydesform' PP 10676

Emerald Sentinel® Sweetgum



Zone: 5
Height: 30'
Spread: 12'
Shape: Narrowly pyramidal to columnar
Foliage: Dark green
Fall Color: Yellow orange to orange

Narrow and compact, with sturdy upright branches, this tree is ideal for busy city streets. Slower growing than most sweetgum, it is valued for not outgrowing its space.



Gold Dust® Sweetgum

Liquidambar styraciflua 'Goduzam'

Gold Dust® Sweetgum



Zone: 5
Height: 45'
Spread: 30'
Shape: Broadly pyramidal becoming rounded oval
Foliage: Green with gold specks
Fall Color: Pink, yellow, and burgundy tints mixed

Speckles of gold appear to dust the sharply pointed, glossy green leaves of this variegated Sweetgum. New growth is splashed with pinkish tones. Fall colors include pink, yellow and burgundy tints.

Liquidambar styraciflua 'Moraine'

Moraine Sweetgum



Zone: 5
Height: 40'
Spread: 25'
Shape: Pyramidal
Foliage: Dark green
Fall Color: Burgundy-red

This is widely considered the most cold hardy of the sweetgum cultivars, reliably growing further north than other selections. Foliage is darker green, and habit is more compact than others.

Liquidambar styraciflua 'Rotundiloba'

Rotundiloba Sweetgum




Zone: 5
Height: 45'
Spread: 25'
Shape: Pyramidal
Foliage: Bright green, rounded lobes
Fall Color: Orange to purple
Fruit: Fruitless

This is the only Sweetgum known to be entirely fruitless. The foliage is completely unique among sweetgum cultivars, with smooth, rounded lobes.

Liquidambar styraciflua 'Slender Silhouette'

Slender Silhouette Sweetgum




Zone: 5
Height: 60'
Spread: 8'
Shape: Tightly columnar
Foliage: Dark green
Fall Color: Orange to burgundy

This fastigate tree grows quickly to form a tall, strikingly narrow column. One of the tightest and narrowest trees available, it is easier to grow than most. Those grown as hedges quickly become effective visual screens, while single specimens mature to become landscape exclamation points.

Liquidambar styraciflua 'Worplesdon'

Worplesdon Sweetgum



Zone: 6
Height: 40'
Spread: 25'
Shape: Broadly pyramidal to oval
Foliage: Green
Fall Color: Orange and purple

Consistently provides good fall color in the Pacific Northwest. Each of the lobes of the leaf is divided into additional lobes, giving the foliage a unique appearance.



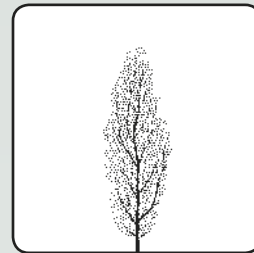
Worplesdon Sweetgum

Liriodendron

Tulip Tree

Liriodendron tulipifera 'Fastigiatum'

Columnar Tulip Tree




Zone: 5
Height: 50'
Spread: 15'
Shape: Tightly fastigate
Foliage: Medium green
Fall Color: Bright yellow
Flower: Yellow with orange center

Tall, narrow and tightly fastigate, it has one of the best forms of columnar trees. Fast-growing selection retains its slender form in maturity.

Liriodendron tulipifera

Tulip Tree



Zone: 5
Height: 60'
Spread: 30'
Shape: Oval
Foliage: Medium green
Fall Color: Bright, clear yellow
Flower: Yellow to greenish yellow with orange center

A large, fast growing tree, native to the eastern U.S. It flowers in late spring to early summer. Flowers are large, yellow-green with an orange center, and their shape resembles that of a tulip.

Liriodendron tulipifera 'Aureomarginatum'

Variegated Tulip Tree



Zone: 4
Height: 50'
Spread: 25'
Shape: Upright oval
Foliage: Variegated green with creamy yellow margins
Fall Color: Yellow
Flower: Yellow-green, tulip-like

Large size, upright habit and vivid, handsomely variegated foliage of strong texture are features that make this tree impossible to miss. Grows vigorously into a unique focal point in any landscape.

Maackia

Maackia amurensis
Amur Maackia



Zone: 3
Height: 25'
Spread: 20'
Shape: Upright vase shape with rounded crown
Foliage: Medium green
Flower: Upright white clusters

A very hardy, small upright tree that grows well in tough environments. This nitrogen-fixer does well in poor soils and flowers in mid-summer when few others are in bloom.



Susan Magnolia

Magnolia


Magnolia × loebneri 'Ballerina'
Ballerina Magnolia



Zone: 4
Height: 20'
Spread: 20'
Shape: Rounded, low branched
Foliage: Green
Fall Color: Yellow-green
Flower: Large, white with pink blush


Large and fragrant flowers are produced a little later in the spring than similar cultivars, thus escaping many spring frosts.

Magnolia grandiflora 'Edith Bogue'
Edith Bogue Magnolia




Zone: 6
Height: 30'
Spread: 15'
Shape: Pyramidal, tight
Foliage: Dark green, glossy
Fall Color: Evergreen
Flower: Large, creamy white

Tightly pyramidal in form, Edith Bogue stands up better than others under snow and ice, and is considered one of the hardiest cultivars.



Variegated Tulip Tree

Magnolia 'Galaxy'
Galaxy Magnolia



Zone: 5
Height: 30'
Spread: 15'
Shape: Pyramidal to oval
Foliage: Green
Flower: Reddish purple

A tree form deciduous magnolia with a strong central leader. This U.S. National Arboretum introduction is a hybrid of *M. liliflora* and *M. sprengeri* 'Diva'.

Magnolia × loebneri 'Leonard Messel'
Leonard Messel Magnolia



Zone: 4
Height: 20'
Spread: 20'
Shape: Rounded, low branched
Foliage: Green
Flower: Deep pink

Flowers are purple-pink in bud. Blooms are large, opening to deep pink on the outside and light pink inside.


Magnolia × loebneri 'Merrill' ('Dr. Merrill')
Merrill Magnolia



Zone: 4
Height: 25'
Spread: 25'
Shape: Rounded, low branched
Foliage: Green
Fall Color: Yellow-green
Flower: Large, white

A hybrid between *M. kobus* and *M. stellata*, Merrill flowers at an early age and flowers heavily. Hardy and reliable.


Magnolia stellata 'Royal Star'
Royal Star Magnolia



Zone: 5
Height: 15'
Spread: 10'
Shape: Upright spreading shrub, rounded
Foliage: Green
Fall Color: Yellow to bronze
Flower: White

Flowers are larger than the species with nearly twice as many petals. Often considered the best *M. stellata* cultivar.


Magnolia × soulangiana 'Rustica Rubra'
Rustica Rubra Magnolia



Zone: 5
Height: 20'
Spread: 20'
Shape: Upright spreading, rounded
Foliage: Green
Fall Color: Yellow-brown
Flower: Large, rose-red

Rustica Rubra features large rose-red flowers with a whitish interior.

Magnolia liliflora × stellata 'Susan'
Susan Magnolia



Zone: 4
Height: 10'
Spread: 10'
Shape: Upright spreading
Foliage: Medium green
Flower: Reddish-purple

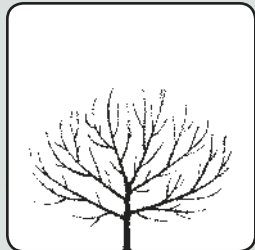
Flower buds are long and purple, and open to 5" wide reddish-purple flowers. Heavy flowering.

Malus

Crabapple

Malus 'Adams'

Adams Crabapple



Zone: 4
Height: 20'
Spread: 20'
Shape: Dense, rounded
Foliage: Green, with red tint in spring
Flower: Pink
Fruit: Red, 3/8", persistent

DISEASE RESISTANCE:
Scab: Good **Fireblight:** Excel.
Cedar-Apple Rust: Excel. **Mildew:** Good

Deep pink buds open to single pink blooms. This reliable performer has symmetrical form.

Malus 'Adirondack'

Adirondack Crabapple



Zone: 4
Height: 18'
Spread: 10'
Shape: Densely upright, an inverted cone
Foliage: Medium green
Flower: White
Fruit: Bright red, 1/2"

DISEASE RESISTANCE:
Scab: Excel. **Fireblight:** Excel.
Cedar-Apple Rust: Excel. **Mildew:** Excel.

Adirondack is an important cultivar because of its form and outstanding flower display. It is a compact, dense tree with strongly upright form. It produces one of the heaviest flower displays of the crabs. A Don Egolf, U.S. National Arboretum introduction.

Malus 'Candy mint' PP 6606

Candy mint Crabapple



Zone: 4
Height: 10'
Spread: 15'
Shape: Low, spreading
Foliage: Purple tinted, becoming bronze-green
Flower: Rose pink
Fruit: Red, 3/8"

DISEASE RESISTANCE:
Scab: Good **Fireblight:** Good
Cedar-Apple Rust: Excel. **Mildew:** Excel.


Irregularly spreading branches of this diminutive tree are smothered in spring with excellent, bright pink flowers. Dwarf character and abundant crop of bright red, persistent fruits hint at its origin as a Sargent seedling.



Cardinal Crabapple

Malus 'Cardinal' PP 7147

Cardinal Crabapple



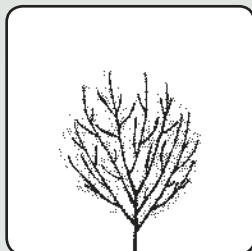
Zone: 4
Height: 16'
Spread: 22'
Shape: Broadly spreading
Foliage: Dark purple-red, glossy
Flower: Bright pinkish-red
Fruit: Deep red, 1/2"

DISEASE RESISTANCE:
Scab: Excel. **Fireblight:** Good
Cedar-Apple Rust: Excel. **Mildew:** Excel.

Foliage holds its rich color through the summer and has the best disease resistance of crabs with deep purple leaf color. Flowers of this *Malus hupehensis* hybrid are bright magenta-pink to red.

Malus 'Centzam'

Centurion® Crabapple




Zone: 4
Height: 20'
Spread: 15'
Shape: Narrow, upright
Foliage: Purple, fading to bronze-green in summer
Flower: Rose-red
Fruit: Bright red, 3/8"

DISEASE RESISTANCE:
Scab: Good **Fireblight:** Excel.
Cedar-Apple Rust: Excel. **Mildew:** Excel.

Red buds open to rosy red flowers. Form is strongly upright when young, becoming upright-spreading as it matures.

Malus 'Coralcole'

Coralburst® Crabapple




Zone: 4
Height: 15'
Spread: 15'
Shape: Compact, dense, round
Foliage: Dark green
Flower: Coral pink buds, double rose colored flowers
Fruit: Bronze, 1/2"

DISEASE RESISTANCE:
Scab: Fair **Fireblight:** Excel.
Cedar-Apple Rust: Excel. **Mildew:** Excel.

Top grafted on a 4' standard, Coralburst® is slow growing and forms a very dense, symmetrically rounded head.

Malus 'David'

David Crabapple




Zone: 4
Height: 12'
Spread: 12'
Shape: Compact, rounded
Foliage: Light green, glossy
Flower: White
Fruit: Red, 3/8", persistent

DISEASE RESISTANCE:
Scab: Good **Fireblight:** Excel.
Cedar-Apple Rust: Excel. **Mildew:** Excel.

Light pink buds open to white blooms. This rounded tree has a good appearance year round and is valued for its smaller size.

Malus 'Dolgo'

Dolgo Crabapple



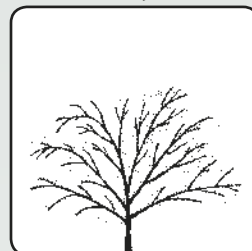
Zone: 3
Height: 30'
Spread: 25'
Shape: Upright spreading, open
Foliage: Green
Flower: White
Fruit: Red, oval 1 1/2", edible

DISEASE RESISTANCE:
Scab: Good **Fireblight:** Good
Cedar-Apple Rust: Excel. **Mildew:** Excel.

One of the hardiest and earliest of the crabapples to bloom, pink buds of Dolgo open to large, fragrant white flowers. Abundant fruits ripening in mid-summer are edible and excellent for jelly.

Malus 'Donald Wyman'

Donald Wyman Crabapple



Zone: 4
Height: 20'
Spread: 24'
Shape: Rounded
Foliage: Green
Flower: White
Fruit: Red, 3/8", persistent

DISEASE RESISTANCE:
Scab: Good **Fireblight:** Fair
Cedar-Apple Rust: Excel. **Mildew:** Good

Glossy clean foliage gives the tree a fresh appearance all summer. Small bright red fruit is among the most persistent of all crabapples.

Malus sargentii 'Select A' PP 12621

Firebird® Crabapple



Zone: 4
Height: 8'
Spread: 10'
Shape: Rounded, spreading
Foliage: Dark green
Flower: White, opening from red buds
Fruit: Bright red, 3/8" persistent

DISEASE RESISTANCE:


Scab: Excel. **Fireblight:** Excel.
Cedar-Apple Rust: Excel. **Mildew:** Excel.

This compact selection of *M. sargentii* features long lasting, high quality fruit. Annual fruit display is more persistent than any other natural dwarf crabapple.

Malus floribunda

Floribunda Crabapple

syn. Japanese Flowering Crabapple



Zone: 4
Height: 18'
Spread: 25'
Shape: Spreading, irregular
Foliage: Green
Flower: Pink, fading to white
Fruit: Yellow-red, 3/8"

DISEASE RESISTANCE:

Scab: Good **Fireblight:** Fair
Cedar-Apple Rust: Excel. **Mildew:** Good

An old variety, proven over the years to be one of the best. Very graceful habit with irregular spreading branches produces a fine winter silhouette.

Malus 'Schmidcutleaf'

Golden Raindrops® Crabapple



Zone: 3
Height: 20'
Spread: 15'
Shape: Upright, vase shaped
Foliage: Green, deeply cut
Flower: White
Fruit: Golden yellow, 1/4"

DISEASE RESISTANCE:

Scab: Excel. **Fireblight:** Poor
Cedar-Apple Rust: Excel. **Mildew:** Excel.

Fine textured, deeply cut foliage gives this unusual crab a delicate appearance. The form is elegant, with slender limbs spreading horizontally from upright branches. The abundant golden yellow fruit is truly tiny.

Crabapples

Firebird®




Louisa




Golden Raindrops®



Sugar Tyme®



Royal Raindrops®



Indian Magic



Adirondack



Professor Sprenger



Coralburst®

Crabapple Information Chart

NAME	SIZE		SHAPE	FOLIAGE	FLOWER	FRUIT	SCAB	DISEASE RESISTANCE		
	H	W						FIRE-BLIGHT	CEDAR-APPLE RUST	MILDEW
ADAMS	20	20	Dense, rounded	Green with reddish tint in spring	Deep pink buds open to pink blooms, single	Red, 5/8" persistent	Good	Excel.	Excel.	Good
ADIRONDACK	18	10	Densely upright, inverted cone	Medium green	White	Bright red, 1/2"	Excel.	Excel.	Excel.	Excel.
CANDYMINT PP 6606	10	15	Low, spreading	Purple tinted becoming bronze-green	Rose pink	Red, 3/8"	Good	Good	Excel.	Excel.
CARDINAL PP 7147	16	22	Broadly spreading	Dark purple-red, glossy	Magenta-pink to red	Deep red, 1/2"	Excel.	Good	Excel.	Excel.
CENTURION®	20	15	Narrow, upright	Reddish-purple, aging to bronze-green	Red buds open to rosy red, single flowers	Bright red, 5/8", persistent	Good	Excel.	Excel.	Excel.
CORALBURST®	15	15	Compact, dense, rounded	Dark green	Coral pink buds, double rose colored flowers	Bronze, 1/2"	Fair	Excel.	Excel.	Excel.
DAVID	12	12	Compact, rounded	Light green, glossy	Light pink buds open to single white blooms	Bright red, 3/8"-1/2" persistent	Good	Excel.	Excel.	Excel.
DOLGO	30	25	Upright, spreading, open	Green, glossy	White, 1 1/4", single	Red, 1 1/2", edible	Good	Good	Excel.	Excel.
DONALD WYMAN	20	24	Rounded	Medium green, glossy and clean	Single, white	Bright red, 3/8", abundant, persistent	Good	Fair	Excel.	Good
FIREBIRD® PP 12621	8	10	Rounded, spreading	Dark green	White, opening from red buds	Bright red, 3/8" persistent	Excel.	Excel.	Excel.	Excel.
FLORIBUNDA	18	25	Horizontally spreading, irregular	Green	Pink buds maturing to white single flowers	Yellow-red, 3/8"	Good	Fair	Excel.	Good
GOLDEN RAINDROPS®	20	15	Upright, vase shaped	Green, deeply cut	Delicate and starlike, white, profuse	Golden yellow and tiny, 1/4"	Excel.	Poor	Excel.	Excel.
HARVEST GOLD®	22	18	Upright oval	Dark green	White	Yellow, 1/2", persistent	Fair	Fair	Good	Good
INDIAN MAGIC	15	15	Upright, spreading	Dark green	Deep pink, 1 1/2", single	Orange red, 1/2", persistent	Fair	Good	Good	Excel.
LOLLIPOP®	10	10	Round, compact	Green	White	Yellow, 3/8"	Good	Good	Excel.	Excel.
LOUISA	10	12	Weeping	Dark green, glossy	True pink	Yellow, 3/8"	Excel.	Good	Good	Good
MARILEE®	24	10	Narrow upright, inverted cone	Medium green	Double, large white	Fruitless	Good	Good	Good	Excel.
PINK SPIRES	15	12	Narrowly upright	Reddish purple	Pink, single	Maroon, 1/2"	Fair	Fair	Excel.	Good
PRAIRIE ROSE	20	18	Rounded	Medium green	Double, deep pink, fragrant	Usually fruitless	Good	Fair	Poor	Good
PRAIRIFIRE	20	20	Upright, spreading, becoming rounded	Red-maroon, aging reddish green	Crimson buds, bright pinkish red, single flowers	Dark red, 3/8"-1/2", persistent	Excel.	Good	Excel.	Excel.
PROFESSOR SPRENGER	20	20	Upright, spreading	Green	Pink buds open to white single flowers	Orange-red, 1/2", persistent	Excel.	Fair	Excel.	Excel.
PROFUSION	20	20	Upright, spreading	Purplish when young, fading to bronze	Deep pink, single	Maroon, 1/2", persistent	Fair	Good	Excel.	Good
PURPLE PRINCE PP 8478	20	20	Rounded	Purple, becoming bronze green	Rose red	Maroon, 3/8"-1/2"	Excel.	Good	Excel.	Good
RADIANT	25	20	Broad, rounded crown	Red-purple when young, maturing to green.	Deep red buds, single deep pink flowers	Bright red, 1/2"	Poor	Excel.	Good	Fair
RED BARRON	18	8	Narrow, columnar	Reddish-purple, maturing to bronze-green	Dark red, single	Dark red, 1/2"	Fair	Good	Excel.	Excel.
RED JADE	10	15	Long, graceful, slender weeping branches	A glossy vibrant green	Deep pink buds, white flowers	Bright glossy red, 1/2", abundant, persistent	Fair	Fair	Excel.	Fair
RED JEWEL™	15	12	Upright and pyramidal	Green	Pure white, single	Brilliant red, 1/2", persistent	Good	Fair	Excel.	Good
ROBINSON	25	25	Upright, spreading with age	Bronze-green, good fall color	Buds crimson, single flowers deep pink	Dark glossy red, 3/8"	Good	Excel.	Excel.	Excel.
ROYAL FOUNTAIN®	10	15	Weeping	Purple, becoming bronze-green	Rose red	Deep red, 3/8"-1/2"	Fair	Good	Excel.	Excel.

Crabapple Information Chart

NAME	SIZE		SHAPE	FOLIAGE	FLOWER	FRUIT	SCAB	DISEASE RESISTANCE		
	H	W						FIRE-BLIGHT	CEDAR-APPLE RUST	MILDEW
ROYAL RAINDROPS®	20	15	Upright, spreading	Purple, cutleaf	Bright pinkish-red	Red, ¼", persistent	Excel.	Excel.	Excel.	Good
ROYALTY	15	15	Upright, rounded	Dark purple, much like a purple leaved plum	Purple to crimson, single	Dark red, ⅝"-¾"	Poor	Fair	Excel.	Excel.
SARGENT	8	12	Low, horizontally spreading dwarf	Dark green	Profuse, single, white, ½", fragrant	Small, ¼"-½", profuse, dark red, persistent	Excel.	Excel.	Excel.	Excel.
SARGENT TINA	5	6	Small rounded dwarf tree	Medium green, small leaves	Bright red buds opening to single white flowers	Bright red, ¼"	Excel.	Excel.	Excel.	Excel.
SNOWDRIFT	20	20	Upright spreading, rounded and dense	Bright green, glossy	Buds pink, flowers single, white.	Orange, small, less than ⅜", persistent	Good	Fair	Excel.	Excel.
SPRING SNOW	25	22	Dense, oval	Medium green	Pure white, fragrant, single	Nearly sterile. Excellent for patios & courtyards.	Poor	Fair	Good	Excel.
SUGARTYME® PP 7062	18	15	Upright spreading, oval	Green	Pale pink buds, white, single flowers	Red, ½", persistent	Good	Excel.	Excel.	Excel.
TSCHONOSKII	28	14	Upright, narrowly oval	Emerges silvery green. Outstanding fall color	White, single	Greenish, sparse, 1"	Good	Poor	Excel.	Excel.
VELVET PILLAR™	20	14	Upright head with ascending branches	Purple	Pink, single	Maroon-red, ⅜", sparse	Fair	Good	Excel.	Good
WHITE CASCADE®	12	15	Weeping	Green	Pink buds open to single white flowers	Yellow, ⅜"	Good	Excel.	Excel.	Excel.
ZUMI CALOCARPA	20	24	Rounded, gracefully spreading	Large green leaves, dense canopy	Buds red, flowers white, single, fragrant, 1¼"	Bright red, glossy, small, ⅜", persistent	Excel.	Excel.	Excel.	Good

Rootstocks for Crabapples

Our line of crabapples is now offered on four distinct apple understocks. Choose the best rootstock or combination of rootstocks to fit your growing system, soils and climate.

Domestic

This "old standard" rootstock still gives the best growth rate and produces a very uniform, deep root system. Roots go deep to find water in dry areas, and provide extremely good anchorage. Its main disadvantage is heavy suckering. It is also slightly less cold hardy.

Hardy Crabapple Seedling

Dolgo crabapple seed produces excellent rootstocks for the coldest areas. They produce well branched root systems, and the trees tend to be intermediate in growth and suckering between Domestic and EMLA 111. This is the rootstock to have in areas where temperatures drop to -30°F with no snow cover. In years of seed shortage, we may substitute different but equally hardy crab seedlings, such as Malus antonovka.

EMLA 111

Suckering is rare on this clonal rootstock developed for the apple industry. Proven on orchard soils around the world, its reduced suckering, improved cold hardiness, and broad soil adaptability are its claims to fame. A heavy flowering tree that matures to about 80 percent of the height of a tree grown on domestic rootstock is produced.

EMLA 26 - Dwarf

We have created a whole range of dwarf crabapples cultivars by budding many of our standard varieties on EMLA 26 rootstocks. The result is a line of dwarf trees that mature at about 40 percent of standard trees yet are well supported. Perfect for smaller lots, container use and patio gardening, these dwarf forms have low maintenance advantages that your customers will appreciate.



Indian Magic Crabapple

Malus 'Hargozam'

Harvest Gold® Crabapple



Zone: 4
Height: 22'
Spread: 18'
Shape: Upright oval
Foliage: Dark green
Flower: White
Fruit: Yellow, 1/2", persistent


DISEASE RESISTANCE:

Scab: Fair **Fireblight:** Fair
Cedar-Apple Rust: Good **Mildew:** Good

One of the best yellow fruited crabs, it features neat, crisp, dark green foliage and an upright branch habit.

Malus 'Indian Magic'

Indian Magic Crabapple



Zone: 4
Height: 15'
Spread: 15'
Shape: Upright, spreading
Foliage: Dark green
Flower: Deep pink
Fruit: Orange red, 1/2", persistent


DISEASE RESISTANCE:

Scab: Fair **Fireblight:** Good
Cedar-Apple Rust: Good **Mildew:** Excel.

Bright red elongated fruit is of unusual shape and makes this tree beautiful in fall.

Malus 'Lollizam'

Lollipop® Crabapple



Zone: 4
Height: 10'
Spread: 10'
Shape: Round, compact
Foliage: Green
Flower: White
Fruit: Yellow, 3/8"

DISEASE RESISTANCE:

Scab: Good **Fireblight:** Good
Cedar-Apple Rust: Excel. **Mildew:** Excel.

A compact dwarf tree, perfect for formal gardens, patios and courtyards. Fine textured small leaves and dense growth habit create a very symmetrical, globe shaped head. It presents a neat and formal appearance throughout the year.

Malus 'Jarmin' PP 14337

Marilee® Crabapple



Zone: 4
Height: 24'
Spread: 10'
Shape: Narrow upright, inverted cone
Foliage: Medium green
Flower: Double, large white
Fruit: Fruitless


DISEASE RESISTANCE:

Scab: Good **Fireblight:** Good
Cedar-Apple Rust: Good **Mildew:** Excel.

Pink buds open to unusually large, white, double blooms. Unique for its stiffly upright, narrow form and virtually fruitless nature, it is an excellent choice for courtyard settings and streetscapes, and for use near utility lines.

Malus 'Pink Spires'

Pink Spires Crabapple



Zone: 4
Height: 15'
Spread: 12'
Shape: Upright oval, narrow when young
Foliage: Reddish purple
Flower: Pink
Fruit: Maroon, 1/2"

DISEASE RESISTANCE:

Scab: Fair **Fireblight:** Fair
Cedar-Apple Rust: Excel. **Mildew:** Good

Dense upright branching gives Pink Spires a symmetrical oval form. One of the earliest to flower and the bloom stage is longer lasting than most.

Malus ioensis 'Prairie Rose'

Prairie Rose Crabapple



Zone: 4
Height: 20'
Spread: 18'
Shape: Rounded
Foliage: Medium green
Flower: Double, deep pink, fragrant
Fruit: Usually fruitless

DISEASE RESISTANCE:

Scab: Good **Fireblight:** Fair
Cedar-Apple Rust: Poor **Mildew:** Good


Large and fragrant double pink flowers look like miniature rosebuds. Introduced by University of Illinois, this selection of the midwest native crabapple is welcomed for its fruitless character.



Prairiefire Crabapple

Malus 'Prairifire'

Prairifire Crabapple



Zone: 4
Height: 20'
Spread: 20'
Shape: Upright, spreading, rounded
Foliage: Purple, becoming reddish green
Flower: Bright pinkish red
Fruit: Dark red, 3/8"-1/2"


DISEASE RESISTANCE:

Scab: Excel. **Fireblight:** Good
Cedar-Apple Rust: Excel. **Mildew:** Excel.

One of the best red leaved crabs, Prairifire has impressive landscape impact. Attributes include long lasting bright red flowers, excellent red fruit, and attractive reddish bark.

Malus 'Professor Sprenger'

Professor Sprenger Crabapple



Zone: 4
Height: 20'
Spread: 20'
Shape: Upright, spreading
Foliage: Green
Flower: White
Fruit: Orange-red, 1/2", persistent

DISEASE RESISTANCE:

Scab: Excel. **Fireblight:** Fair
Cedar-Apple Rust: Excel. **Mildew:** Excel.


Red buds open to fragrant pink and white flowers. More upright in habit and larger in size than most crabs, it features unusual orange-red fruit.



Lollipop® Crabapple

Malus 'Profusion'

Profusion Crabapple



Zone: 4
Height: 20'
Spread: 20'
Shape: Upright, spreading
Foliage: Purple, fading to bronze
Flower: Pink
Fruit: Maroon, 1/2", persistent

DISEASE RESISTANCE:

Scab: Fair **Fireblight:** Good
Cedar-Apple Rust: Excel. **Mildew:** Good

A popular variety with deep pinkish red flowers and maroon fruit.

Malus 'Purple Prince' PP 8478

Purple Prince Crabapple



Zone: 4
Height: 20'
Spread: 20'
Shape: Rounded
Foliage: Purple, becoming bronze green
Flower: Rose red
Fruit: Maroon, 3/8" - 1/2"

DISEASE RESISTANCE:

Scab: Excel. **Fireblight:** Good
Cedar-Apple Rust: Excel. **Mildew:** Good

An outstanding rosy bloom crab. The purple bronze foliage and bright flowers rival Liset, but Purple Prince does not suffer from stem splitting and is faster growing. This is probably the best purple foliated crab for growers.

Malus 'Radiant'

Radiant Crabapple



Zone: 3
Height: 25'
Spread: 20'
Shape: Broad, round crown
Foliage: New leaves red-purple, mature to bronze-green
Flower: Deep red buds, single pink blooms
Fruit: Bright red, 1/2"


DISEASE RESISTANCE:

Scab: Poor **Fireblight:** Excel.
Cedar-Apple Rust: Good **Mildew:** Fair

A hardy University of Minnesota introduction, this tree resists fireblight and performs well in the Rocky Mountain and inter-mountain states.

Malus 'Red Barron'

Red Barron Crabapple



Zone: 4
Height: 18'
Spread: 8'
Shape: Narrow, columnar
Foliage: Purple, fading to bronze-green
Flower: Dark red
Fruit: Dark red, 1/2"


DISEASE RESISTANCE:

Scab: Fair **Fireblight:** Good
Cedar-Apple Rust: Excel. **Mildew:** Excel.

Ascending branch structure, narrow form and adaptability to urban conditions have earned Red Barron a place on our UtiliTrees™ list.

Malus 'Red Jade'

Red Jade Crabapple



Zone: 3
Height: 10'
Spread: 15'
Shape: Weeping, graceful
Foliage: Medium green
Flower: Deep pink buds, white flowers
Fruit: Bright glossy red, 1/2", abundant

DISEASE RESISTANCE:

Scab: Fair **Fireblight:** Fair
Cedar-Apple Rust: Excel. **Mildew:** Fair

Desirable for its graceful form, white flowers, and its abundant cherry red fruit. Like many of the weepers, it looks its best when grown as a solitary specimen.



Red Jewel™ Crabapple

Malus 'Jewelcole'

Red Jewel™ Crabapple



Zone: 4
Height: 15'
Spread: 12'
Shape: Upright, pyramidal
Foliage: Green
Flower: White
Fruit: Red, 1/2", very persistent

DISEASE RESISTANCE:

Scab: Good **Fireblight:** Fair
Cedar-Apple Rust: Excel. **Mildew:** Good


Bright red fruits are among the most profuse and persistent of any crab, holding fast until spring in mild winter areas, when they are replaced by an abundance of white blooms.



Purple Prince Crabapple

Malus 'Robinson'

Robinson Crabapple



Zone: 4
Height: 25'
Spread: 25'
Shape: Upright, spreading, rounded
Foliage: Bronze green
Flower: Deep pink
Fruit: Red, 3/8"


Scab:

Good **Fireblight:** Excel.
Cedar-Apple Rust: Excel. **Mildew:** Excel.

The fastest growing crabapple—it becomes established and makes an impact in the landscape quickly, yet matures at normal crabapple size.

Malus 'Huber'

Royal Fountain® Crabapple



Zone: 4
Height: 10'
Spread: 15'
Shape: Weeping
Foliage: Purple, becoming bronze-green
Flower: Rose red
Fruit: Deep red, 3/8" - 1/2"

DISEASE RESISTANCE:

Scab: Fair **Fireblight:** Good
Cedar-Apple Rust: Excel. **Mildew:** Excel.

Royal Fountain® has a very graceful weeping habit and branches well at a young age. Purple foliage, rosy red flowers and deep red fruits add to its all season appeal.

Malus 'JFS-KW5' PP 14375

Royal Raindrops® Crabapple



Zone: 4
Height: 20'
Spread: 15'
Shape: Upright spreading
Foliage: Purple, cutleaf
Fall Color: Orange-red
Flower: Bright pinkish red
Fruit: Red, 1/4", persistent

DISEASE RESISTANCE:

Scab: Excel. **Fireblight:** Excel.
Cedar-Apple Rust: Excel. **Mildew:** Good

Bright pinkish red flowers combine with deep purple cutleaf foliage to present a unique new crab. Deeply lobed leaves and upright form with good branching and density are inherited from its Golden Raindrops® parent. Nursery growth is outstanding, and it displays good to excellent resistance to the common diseases including fireblight.

Malus 'Royalty'

Royalty Crabapple



Zone: 4
Height: 15'
Spread: 15'
Shape: Upright, rounded
Foliage: Purple, glossy
Flower: Single, purple to crimson
Fruit: Dark red, 5/8"-3/4"

DISEASE RESISTANCE:

Scab: Poor **Fireblight:** Fair
Cedar-Apple Rust: Excel. **Mildew:** Excel.

Perhaps the first purple leaf flowering crab to challenge the purple leaf flowering plums. Flowers are almost the same color as the leaves.

Malus sargentii

Sargent Crabapple



Zone: 5
Height: 8'
Spread: 12'
Shape: Low, spreading
Foliage: Dark green
Flower: White
Fruit: Red, 1/4", persistent

DISEASE RESISTANCE:

Scab: Excel. **Fireblight:** Excel.
Cedar-Apple Rust: Excel. **Mildew:** Excel.

A natural dwarf with horizontal spreading branches. These are laden with bright red fruits that persist long into the winter months. Outstanding when planted in groups.

Malus sargentii 'Tina'

Sargent Tina Crabapple



Zone: 4
Height: 5'
Spread: 6'
Shape: Small rounded dwarf tree
Foliage: Medium green, small leaves
Flower: Bright red buds opening to single white flowers
Fruit: Bright red, 1/4"

DISEASE RESISTANCE:

Scab: Excel. **Fireblight:** Excel.
Cedar-Apple Rust: Excel. **Mildew:** Excel.


This most petite of all crabapples is grown as a top graft. Flowers, fruit and leaves are all quite small.



Sugar Tyme® Crabapple

Malus 'Snowdrift'

Snowdrift Crabapple



Zone: 4
Height: 20'
Spread: 20'
Shape: Upright, spreading, rounded, dense
Foliage: Green, glossy
Flower: White
Fruit: Orange, 3/8", persistent

DISEASE RESISTANCE:

Scab: Good **Fireblight:** Fair
Cedar-Apple Rust: Excel. **Mildew:** Excel.

One of the most popular crabs. The crown is very uniform and symmetrical, making it one of the more formal looking crabs.

Malus 'Spring Snow'

Spring Snow Crabapple



Zone: 4
Height: 25'
Spread: 22'
Shape: Dense, oval
Foliage: Medium green
Flower: White
Fruit: None

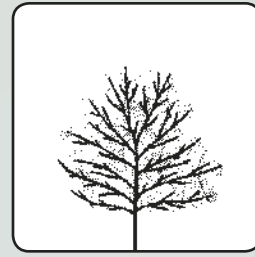
DISEASE RESISTANCE:

Scab: Poor **Fireblight:** Fair
Cedar-Apple Rust: Good **Mildew:** Excel.

Featuring pure white flowers but no fruit, this is the crabapple to use in locations such as patios and courtyards where fruit would be objectionable. It flowers well on an annual basis.

Malus 'Sutyzam' PP 7062

Sugar Tyme® Crabapple



Zone: 4
Height: 18'
Spread: 15'
Shape: Upright, spreading, oval
Foliage: Green
Flower: White
Fruit: Red, 1/2", persistent


DISEASE RESISTANCE:

Scab: Good **Fireblight:** Excel.
Cedar-Apple Rust: Excel. **Mildew:** Excel.

Fragrant white flowers smother Sugar Tyme® in spring. Persistent red fruits provide a fine fall and winter display.

Malus tschonoskii

Tschonoskii Crabapple



Zone: 5
Height: 28'
Spread: 14'
Shape: Upright, narrowly oval
Foliage: Silvery green, to green
Fall Color: Orange, red and purple
Flower: White
Fruit: Greenish, 1", sparse

DISEASE RESISTANCE:

Scab: Good **Fireblight:** Poor
Cedar-Apple Rust: Excel. **Mildew:** Excel.

Unusual for its narrow form and striking foliage. Silvery green new growth matures to light green with silvery green undersides. Fall color outshines that of all other crabapples.




Royal Raindrops® Crabapple



Dawn Redwood

Malus 'Velvetcole'

Velvet Pillar™ Crabapple



Zone: 4
Height: 20'
Spread: 14'
Shape: Upright head with ascending branches
Foliage: Purple
Flower: Pink, single
Fruit: Sparse, maroon-red, 3/8"


DISEASE RESISTANCE:

Scab: Fair **Fireblight:** Good
Cedar-Apple Rust: Excel. **Mildew:** Good

Velvet Pillar™ was selected as a tightly upright plant with purple foliage and well balanced growth for use as a hedge plant. We grow it as both multi-stem and tree form.

Malus 'Cascole'

White Cascade® Crabapple



Zone: 4
Height: 12'
Spread: 15'
Shape: Weeping
Foliage: Green
Flower: White
Fruit: Yellow, 3/8"


DISEASE RESISTANCE:

Scab: Good **Fireblight:** Excel.
Cedar-Apple Rust: Excel. **Mildew:** Excel.

An early blooming white weeper, White Cascade® has a graceful form whether grown with a straight stem or trained as a contorted tree.

Malus x zumi 'Calocarpa'

Zumi Calocarpa Crabapple



Zone: 5
Height: 20'
Spread: 24'
Shape: Rounded, gracefully spreading
Foliage: Green
Flower: Red buds, white flowers
Fruit: Red, 3/8", persistent

DISEASE RESISTANCE:

Scab: Excel. **Fireblight:** Excel.
Cedar-Apple Rust: Excel. **Mildew:** Good

Very popular, widely used and time tested, this is a standard for comparison for white flowered crabs. Don't confuse *M. zumi 'Calocarpa'* with straight *M. zumi*.

Metasequoia

Dawn Redwood

Metasequoia glyptostroboides

Dawn Redwood



Zone: 5
Height: 70'
Spread: 25'
Shape: Narrow, conical
Foliage: Medium green, deciduous conifer
Fall Color: Rusty orange


Fast-growing conifer presents a very bright summer appearance due to its light green needles. Deciduous character allows winter sun to penetrate.

Morus

Mulberry

Morus alba 'Chaparral'

Chaparral Weeping Mulberry



Zone: 4
Height: 12'
Spread: 16'
Shape: Weeping
Foliage: Bright green, glossy
Fall Color: Yellowish


A gracefully weeping form covered with very attractive glossy foliage.

Nyssa

Tupelo

Nyssa sylvatica

Black Tupelo




Zone: 5
Height: 35'
Spread: 20'
Shape: Pyramidal when young, spreading and irregular with age
Foliage: Dark green, glossy
Fall Color: Hot coppery red

Rich green glossy foliage ignites with brilliant fall tones, ranging from scarlet to maroon, yellow and orange. Fissured grey bark provides winter interest. Adaptable to urban conditions including compacted and poorly drained soils and occasional drought.

Nyssa sylvatica 'NXSXF' PP 11391

Forum® Tupelo




Zone: 6
Height: 45'
Spread: 25'
Shape: Upright pyramidal
Foliage: Green, glossy
Fall Color: Red

Selected for its fast growth strong central leader and upright pyramidal growth habit, Forum® presents the form of a perfectly shaped street tree. Selected in Georgia, its glossy foliage turns red in the fall.

Nyssa sylvatica 'Haymanred'

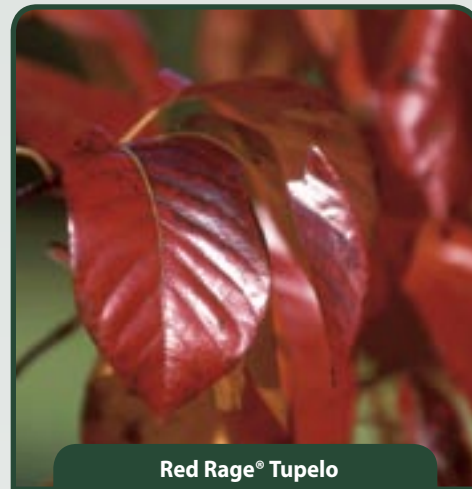
Red Rage® Tupelo



Zone: 5
Height: 35'
Spread: 20'
Shape: Broadly pyramidal
Foliage: Dark green, glossy
Fall Color: Bright red

DISEASE RESISTANCE: leaf spot


Discovered by plantsman Mike Hayman in southern Indiana, Red Rage® features deep green, high gloss summer foliage that resists leaf spot, then turns bright red with the onset of fall weather.



Red Rage® Tupelo

Nyssa sylvatica 'Wildfire'

Wildfire Tupelo



Zone: 5
Height: 40'
Spread: 25'
Shape: Broadly pyramidal to oval
Foliage: Dark green, red new growth
Fall Color: Yellow-orange to purplish

This tupelo offers an extra season of brightly colored foliage. Spring brings a surprising flush of deep red new growth, which continues as long as new leaves emerge. Summer foliage is green, changing to autumn tints of orange-yellow to purplish red.

Ostrya

Hophornbeam

Ostrya virginiana

American Hophornbeam



Zone: 4
Height: 40'
Spread: 25'
Shape: Upright oval
Foliage: Dark green
Fall Color: Yellow

This handsome small tree performs well in urban settings. Pest resistant and tolerant of drought and alkaline soils, its hard wood resists damage from ice and snow. Hop-like fruits and finely serrated hornbeam-like leaves give this adaptable tree its name.



American Hophornbeam

Oxydendrum

Sourwood

Oxydendrum arboreum

Sourwood




Zone: 5
Height: 20'
Spread: 15'
Shape: Pyramidal to rounded
Foliage: Dark green, glossy
Fall Color: Orange, scarlet
Flower: Creamy white, bell shaped

A slow-growing, small tree whose light green, bronze tinted foliage turns brilliant orange and scarlet tones in the fall. Creamy white, bell shaped clusters up to 10 inches in length smother its branches in mid-summer.

Parrotia

Parrotia persica

Persian Parrotia



Zone: 5
Height: 30'
Spread: 20'
Shape: Broadly pyramidal to rounded
Foliage: Green, textured
Fall Color: Yellow, orange and red
Flower: Showy red stamens

A low-branched small tree with unusual form and texture, making it an interesting specimen. Early blooming small flowers have showy red stamens. Its fall color is generally excellent, often a mix of yellow, orange and red.




Persian Parrotia

Phellodendron

Cork Tree

Phellodendron lavalleyi 'Longenecker'

Eye Stopper™ Cork Tree



Zone: 4
Height: 40'
Spread: 35'
Shape: Upright, then spreading, rounded crown
Foliage: Medium green
Fall Color: Bright yellow
Fruit: Generally seedless

This cultivar has the clearest, bright yellow foliage of the cork trees introduced to date. It was selected from trees at the University of Wisconsin Longenecker Gardens.

Phellodendron 'His Majesty'

His Majesty™ Cork Tree



Zone: 3
Height: 40'
Spread: 35'
Shape: Broadly vase shaped
Foliage: Medium green
Fall Color: Yellow
Fruit: Generally seedless

Fast growing, upright spreading and hardy, this seedless selection features a better branching habit than the species. Introduced by Harold Pellett of the University of Minnesota, this cultivar appears to be a hybrid of *P. sachalinense* and *P. amurense*.

Picea

Spruce

Picea pungens 'Glauca Globosa'

Globe Blue Spruce



Zone: 2
Height: 3'
Spread: 4'
Shape: Rounded, compact
Foliage: Silvery blue needles
Fall Color: Evergreen

This dwarf form has good blue needle color and forms a compact, flat topped ball.

Pinus

Pine

Pinus nigra

Austrian Pine




Zone: 4
Height: 55'
Spread: 30'
Shape: Broadly pyramidal to rounded
Foliage: Dark green needles, in pairs
Fall Color: Evergreen

Cold hardy, tough, and adaptable, it becomes a tree of strong character.

Pinus strobus 'Fastigiata'

Fastigate White Pine



Zone: 4
Height: 30'
Spread: 10'
Shape: Columnar, fastigate
Foliage: Bluish green needles

This narrow, upright tree has long blue-green needles which gives it a softer appearance than other upright conifers.

Pinus flexilis 'Vanderwolf's Pyramid'
Vanderwolf's Pyramid Pine



Zone: 5
Height: 40'
Spread: 20'
Shape: Pyramidal
Foliage: Blue-green needles

A vigorous, upright selection of Limber Pine with especially nice blue-green foliage. Native from the Sierra Nevadas through the Rocky Mountains.



Weeping White Pine

Pinus strobus 'Pendula'
Weeping White Pine



Zone: 4
Height: 10'
Spread: 10'
Shape: Weeping
Foliage: Soft blue-green needles

This tree grows upward as staked, then weeps pendulously to the ground. The needles are soft in appearance as well as to the touch. A beautiful landscape focal point.

Pistacia

Chinese Pistache

Pistacia chinensis
Chinese Pistache




Zone: 6
Height: 30'
Spread: 30'
Shape: Rounded
Foliage: Dark green, pinnately compound
Fall Color: Orange-red

An excellent tree for hot dry climates, it thrives from California through Oklahoma, and provides bright red fall color in climates where autumn tints are rare.

Platanus

Planetree

Platanus x acerifolia 'Bloodgood'
Bloodgood London Planetree




Zone: 5
Height: 50'
Spread: 40'
Shape: Broadly pyramidal
Foliage: Large, maple like, medium to dark green
Fall Color: Yellow

Reputed to be more resistant to anthracnose than the species. The naturally shedding bark creates a dappled brown and cream pattern that accentuates sunlight filtering through the foliage. This is a popular tree for malls, parks and shopping centers.



Bloodgood London Planetree


Platanus x acerifolia 'Columbia'
Columbia Planetree



Zone: 6
Height: 50'
Spread: 40'
Shape: Broadly pyramidal to rounded
Foliage: Medium green
Fall Color: Yellow-brown

Selected and introduced by the U.S. National Arboretum for high resistance to anthracnose, it seems to be resistant on the East Coast, but not on the West Coast. It has attractive, deeply cut leaves similar to *Platanus orientalis*.

Platanus x acerifolia 'Morton Thornhill'
Exclamation™ Planetree



Zone: 5
Height: 55'
Spread: 35'
Shape: Upright pyramidal
Foliage: Medium green
Fall Color: Yellowish

A strong central leader and upright pyramidal shape make this tree easy to grow in the nursery. A carefree performer on city streets, it is urban tolerant, anthracnose resistant, and moderately resistant to powdery mildew.

Platanus x acerifolia 'Yarwood'
Yarwood Planetree



Zone: 6
Height: 50'
Spread: 40'
Shape: Broadly pyramidal to rounded
Foliage: Extremely large, light green
Fall Color: Yellow-brown

Selected by the University of California at Berkeley for very high resistance to powdery mildew. Fast growing. Appears to have fairly good resistance to anthracnose in California.



Yarwood Planetree

Populus

Aspen

Populus tremuloides 'NE-Arb'

Prairie Gold® Aspen




Zone: 4
Height: 40'
Spread: 15'
Shape: Narrow oval to pyramidal
Foliage: Light green, trembling in breeze
Fall Color: Golden yellow

Adapted to the heat, drought and humidity of the Midwestern prairie, this Nebraska native brings lowland adaptability and disease tolerance to a high elevation favorite. Introduced by Schmidt in cooperation with the Nebraska Statewide Arboretum, Prairie Gold® greatly expands the planting range of this mountain species.

Populus tremuloides

Quaking Aspen

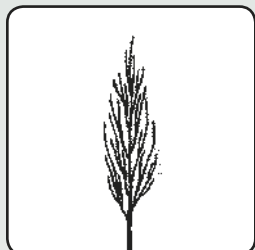


Zone: 3
Height: 30'
Spread: 15'
Shape: Narrow oval to pyramidal
Foliage: Light green, trembles in breeze
Fall Color: Yellow

Native throughout much of the West, the beauty of aspen groves is well known. The sight of autumn's golden leaves trembling over silvery gray bark is not forgotten.


Populus tremula 'Erecta'

Swedish Columnar Aspen



Zone: 2
Height: 40'
Spread: 10'
Shape: Very narrow, fastigiate
Foliage: Green, trembles in breeze

Rustling leaves make the same pleasant sound as Quaking Aspen. This upright and very narrow tree is well adapted to cold climates. Seedless, it is a good substitute for Lombardy Poplar.



Prairie Gold® Aspen

Populus

Poplar

Populus 'Highland'

Highland Poplar




Zone: 3
Height: 50'
Spread: 30'
Shape: Upright oval
Foliage: Dark green
Fall Color: Yellow
Seed: None (cottonless)

Well adapted to the Mountain States and adjacent high plains, it grows quickly but matures to a smaller size than most. A hybrid poplar believed to be of *P. acuminata* × *sargentii*, it is seedless, thus produces no messy cotton.

Populus deltoides 'Siouxland'

Siouxland Poplar




Zone: 2
Height: 75'
Spread: 35'
Shape: Oval
Foliage: Medium green
Fall Color: Yellow

A very fast growing "Cottonless Cottonwood" with resistance to leaf rust.

Populus nigra 'Afghanica'

Theves Poplar



Zone: 4
Height: 55'
Spread: 25'
Shape: Upright and narrow
Foliage: Medium green
Fall Color: Yellow


A very fast growing, narrow, upright tree. It is reported to be more resistant to the canker diseases that trouble Lombardy.

Prunus

Less Common Species

Prunus mume 'Peggy Clarke'

Peggy Clarke Japanese Apricot




Zone: 6
Height: 20'
Spread: 20'
Shape: Upright spreading
Foliage: Medium green
Fall Color: Yellow to orange
Flower: Deep rose, double

Outstanding deep rose, double flowering blooms on this small tree are very early, very fragrant, and very beautiful. A widely planted favorite in Japan, it is well adapted to warmer areas of the U.S.

Prunus nigra 'Princess Kay'

Princess Kay Canada Plum



Zone: 3
Height: 18'
Spread: 12'
Shape: Upright, narrow oval
Foliage: Medium green
Fall Color: Red
Flower: Double white flowers in small clusters
Fruit: Yellow-red, 1"

A very hardy small tree with a neat upright habit. Selected from a native source in Northern Minnesota and introduced by Minnesota Landscape Arboretum.



Highland Poplar

Prunus padus 'Drietreer'

Merlot® Bird Cherry



Zone: 3
Height: 30'
Spread: 18'
Shape: Upright oval
Foliage: Leaves emerge green, turn purple in summer
Fall Color: Red to reddish purple
Flower: White, in 4" long drooping clusters


Strongly upright with a straight central leader, Merlot® maintains a symmetrical, upright oval shape. Its form makes it easier to manage and its foliage is a deeper purple than similar cultivars.



Double Weeping Cherry

Prunus sargentii 'Columnaris'

Columnar Sargent Cherry



Zone: 4
Height: 35'
Spread: 15'
Shape: Upright, columnar to narrowly vase shaped
Foliage: Dark green
Fall Color: Orange to orange-red
Flower: Single pink, in clusters

A narrow, upright form makes this Sargent Cherry suitable for use as a street tree. It is admired for its beautiful fall color and handsome mahogany colored bark.



Canada Red Chokecherry


Prunus virginiana Chokecherry



Zone: 2
Height: 20'
Spread: 20'
Shape: Rounded
Foliage: Medium green
Fall Color: Yellow-orange
Flower: White, late April

A small rounded tree well-adapted to difficult sites, as its native range includes the entire Northern U.S. into most of Canada. Very attractive to wildlife.

Prunus virginiana 'Canada Red' Canada Red Chokecherry



Zone: 2
Height: 25'
Spread: 20'
Shape: Upright spreading, rounded
Foliage: Leaves emerge green, turn purple in summer
Fall Color: Red to reddish purple
Flower: Small white, in long clusters

A very cold hardy tree, used for its foliage which changes from green in spring to dark purple as the weather warms, then intensifies to reddish in autumn.

Prunus Japanese Cherry


Prunus × yedoensis 'Akebono' Akebono Cherry



Zone: 5
Height: 25'
Spread: 25'
Shape: Upright, spreading
Foliage: Medium green
Fall Color: Yellowish
Flower: Delicate pink

Similar to Yoshino in form, but said to mature slightly smaller. Blooms have a stronger tint of pink.

Prunus serrulata 'Amanogawa' Amanogawa Cherry



Zone: 5
Height: 20'
Spread: 6'
Shape: Columnar, fastigate branching
Foliage: Green
Fall Color: Bronze
Flower: Pale pink, semi-double

Very narrow and tightly upright in growth, it forms a column of light pink flowers in the spring.

Prunus subhirtella 'Autumnalis Rosea' Autumn Flowering Cherry




Zone: 5
Height: 25'
Spread: 22'
Shape: Upright spreading with slender branches
Foliage: Medium green
Fall Color: Yellow to bronze
Flower: Semi-double to double, light pink

Very unusual for its bloom. Flowers are produced in November and again in the spring. In mild climates it will bloom sporadically all winter. It has a delicate branch pattern which adds to its winter interest.

Prunus subhirtella 'Pendula Plena Rosea'


Double Weeping Cherry syn. Yae-Shidare-Higan



Zone: 5
Height: 25'
Spread: 25'
Shape: Weeping
Foliage: Dark green
Fall Color: Yellow to bronze
Flower: Double, pink

Graceful form and an impressive spring floral display make this one of the best weeping trees. Contorted form is an unusual artistic expression of a classic ornamental tree.

Prunus serrulata 'Kwanzan' Kwanzan Cherry



Zone: 5
Height: 30'
Spread: 20'
Shape: Stiffly vase shaped
Foliage: Dark green
Fall Color: Bronze-orange to orange-red
Flower: Double, rosy pink in clusters

Kwanzan's large double pink flowers make it the showiest cherry in spring and account for its great popularity.



Kwanzan Cherry

Prunus serrulata 'Shirotae'

Mt. Fuji Cherry




Zone: 5
Height: 15'
Spread: 20'
Shape: Spreading
Foliage: Dark green, glossy
Fall Color: Yellow
Flower: Pink buds open to large double white flowers

Very large white flowers cover the spreading branches of Mt. Fuji Cherry quite early in spring. Also known as Shirotae.


Prunus 'Okame'

Okame Cherry



Zone: 5
Height: 25'
Spread: 20'
Shape: Upright branching, oval
Foliage: Dark green, fine textured
Fall Color: Yellow-orange to orange-red
Flower: Small, clear pink, profuse

Effective floral display of this very early-blooming cultivar is long lasting due to brightly colored flower bud and calyx. A hybrid of *P. incisa* x *P. campanulata*, Okame originated in England and was introduced to the U.S. by Morris Arboretum.



Pink Flair® Cherry

Prunus sargentii 'JFS-KW58'

Pink Flair® Cherry



Zone: 4
Height: 25'
Spread: 15'
Shape: Upright narrow vase
Foliage: Dark green
Fall Color: Orange-red
Flower: Single pink, in clusters


Narrow and upright in form, but compact in height, this flowering cherry is well suited for urban landscapes. It avoids frost damage by flowering a week or two later than is typical of the species. Fall color is consistently bright, and its upright symmetry gives winter appeal.



Royal Burgundy Cherry

Prunus subhirtella 'Pisnshzam'

Pink Snow Showers™ Cherry



Zone: 5
Height: 25'
Spread: 25'
Shape: Weeping
Foliage: Glossy green
Fall Color: Yellow to bronze
Flower: Pink, single

The deep green foliage of this vigorous growing, pink flowering cherry appears to have better resistance to shot-hole disease than other weeping cultivars. A fragrant cascade of attractive pink flowers rains from its weeping branches like a pastel shower.

Prunus serrulata 'Royal Burgundy' PP 6520

Royal Burgundy Cherry




Zone: 5
Height: 20'
Spread: 15'
Shape: Broadly vase shaped
Foliage: Deep purple
Fall Color: Bronze-purple
Flower: Double, magenta-pink

Royal Burgundy is a purple foliaged form of Kwanzan. Slightly slower growing, its flowers are a darker tint, and its deep purple foliage is unique among cherries.

Prunus sargentii

Sargent Cherry




Zone: 4
Height: 30'
Spread: 30'
Shape: Upright, spreading branches, rounded crown
Foliage: Dark green
Fall Color: Bronze orange to orange-red
Flower: Single pink, in clusters

Sargent displays some of the best fall color to be found among the Cherries. It has nice mahogany colored bark and is hardier than other Japanese Cherries.

Prunus x 'Snofozam'

Snow Fountains® Cherry



Zone: 5
Height: 12'
Spread: 12'
Shape: Weeping
Foliage: Small, dark green leaves
Fall Color: Golden to orange
Flower: White


A gracefully weeping, finely branched tree, Snow Fountains® is smaller than other weeping cherries. Its beautiful cascading form is easily pruned to change its character.



Snow Fountains® Cherry

Prunus 'Snow Goose'

Snow Goose Cherry



Zone: 5
Height: 20'
Spread: 20'
Shape: Upright when young, becoming wider
Foliage: Bright green
Fall Color: Orange
Flower: Pure white, single

Pure white flowers bloom before clean, bright green leaves unfold. Apparently resistant to common cherry foliage diseases, this strongly upright tree widens considerably with age.

Prunus × hillieri 'Spire'

Spire Cherry




Zone: 5
Height: 30'
Spread: 10'
Shape: Columnar to narrowly vase shaped
Foliage: Dark green
Fall Color: Orange red
Flower: Single, pink

An excellent narrow, upright tree, Spire is quite similar to Columnar Sargent. Branching "fills in" at an earlier age making a better appearing young tree.

Prunus × yedoensis

Yoshino Cherry



Zone: 5
Height: 30'
Spread: 30'
Shape: Upright spreading branches, rounded crown
Foliage: Bright green, glossy
Fall Color: Yellow
Flower: Single light pink to white, fragrant

Yoshino is the tree which has been made famous by its blossom display at the Tidal Basin in Washington, D.C.

Prunus × blireiana

Blireiana Plum



Zone: 5
Height: 20'
Spread: 20'
Shape: Widely vase shaped, gracefully spreading
Foliage: Reddish-purple to greenish-bronze in summer
Fall Color: Reddish-bronze
Flower: Double, bright pink, 1"

Blireiana blooms quite early in the spring. This, combined with the brightness of its flowers, makes it jump out of its surroundings in the landscape.

Prunus × cistena

Cistena Plum




Zone: 3
Height: 8'
Spread: 8'
Shape: Rounded shrub
Foliage: Purple-red
Fall Color: Reddish
Flower: Very light pink, fragrant

This extremely hardy large shrub is very fragrant in bloom. Cistena holds its purple color all through the summer.

Prunus 'Frankthrees'

Mt. St. Helens® Plum



Zone: 4
Height: 20'
Spread: 20'
Shape: Upright spreading, rounded
Foliage: Purple
Flower: Light pink

Dark purple leaves emerge earlier in the spring and hold their rich color longer into summer than other cultivars. A sport of Newport, this cultivar grows faster and develops a dense head supported by a stronger, sturdier trunk. This very hardy ornamental plum performs well where climates are extreme.

Prunus 'Newport'

Newport Plum



Zone: 3
Height: 20'
Spread: 20'
Shape: Upright spreading, broadly oval to rounded
Foliage: Purple-red
Fall Color: Reddish
Flower: Light pink

This hardy and widely used plum is quite adaptable and performs well in tough climates.

Prunus

Purple Leaf Plum

Prunus × cistena 'Schmidtci's'

Big Cis® Plum



Zone: 4
Height: 14'
Spread: 12'
Shape: Rounded, dense
Foliage: Purple
Flower: Light pink, very fragrant

A sport of Cistena, Big Cis® Plum grows quickly to a heavy-trunked, sturdy tree that is intermediate in size between Cistena and Newport. Cistena-like flowers are followed by dark purple foliage that keeps its fresh, clean appearance later in the season.

Prunus cerasifera 'Cripoizam'

Crimson Pointe™ Plum




Zone: 4
Height: 25'
Spread: 10'
Shape: Columnar to narrow oval
Foliage: Purple red to purple bronze
Fall Color: Reddish
Flower: Pink buds, white flowers

Pink buds open to white flowers that contrast nicely with the emerging purple foliage. This outstanding columnar selection develops a narrowly oval mature canopy. A strong central leader and a fast growth rate make it easy to produce in the nursery.

Prunus cerasifera 'Krauter Vesuvius'

Krauter Vesuvius Plum



Zone: 5
Height: 20'
Spread: 15'
Shape: Upright
Foliage: Dark purple
Flower: Light pink

Similar to Thundercloud in appearance, but a little smaller and more upright. Due to its tolerance of hot dry weather, it seems to be the best flowering plum for southern climates.

Prunus cerasifera 'Thundercloud'

Thundercloud Plum



Zone: 5
Height: 20'
Spread: 20'
Shape: Upright spreading, dense, rounded
Foliage: Dark purple
Flower: Light pink

One of the best purple-leaved plums, it retains deep purple foliage color through the growing season. It has maintained steady popularity since its introduction in 1937.



Blireiana Plum



Krauter Vesuvius Plum

Pyrus

Flowering Pear

Pyrus calleryana 'Aristocrat'

Aristocrat® Pear



Zone: 4b
Height: 40'
Spread: 28'
Shape: Pyramidal, with open, spreading branches
Foliage: Narrow, dark green, glossy
Fall Color: Deep red
Flower: White

An outstanding pear selection with an unusual growth habit, Aristocrat® has an open, informal appearance. Branch angles are wider than other pears, thus more resistant to storm damage. Highly rated by the Ohio Shade Tree Evaluation Project.

Pyrus calleryana 'Autumn Blaze'

Autumn Blaze Pear



Zone: 4
Height: 30'
Spread: 25'
Shape: Rounded
Foliage: Glossy green
Fall Color: Bright red
Flower: White

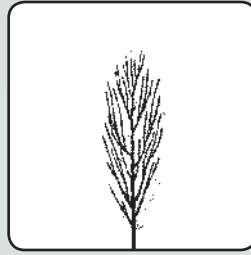
Rounded shape with spreading branches. Foliage emerges with a red tint and matures to glossy green. Best cold hardiness of the Callery pears, and the earliest to develop fall color.



Aristocrat® Pear

Pyrus calleryana 'Capital'

Capital Pear




Zone: 5
Height: 35'
Spread: 12'
Shape: Columnar
Foliage: Medium green, glossy
Fall Color: Reddish-purple
Flower: White, in clusters

Columnar form introduced by U.S. National Arboretum. It has especially glossy summer foliage.

Pyrus calleryana 'Glen's Form'

Chanticleer® Pear




Zone: 4
Height: 40'
Spread: 15'
Shape: Upright, narrowly pyramidal
Foliage: Green, glossy
Fall Color: Reddish
Flower: White, in clusters

A densely growing, narrow selection suitable for street plantings. It is resistant to fireblight and much less susceptible to wind breakage than Bradford.

Pyrus calleryana 'Jaczam'

Jack® Pear




Zone: 4
Height: 16'
Spread: 10'
Shape: Compact upright oval
Foliage: Dark green
Fall Color: Yellow
Flower: White

Tight and upright in form, this cultivar is ideal for narrow streets and planting beneath utility wires. Its dwarf growth rate results in a cultivar that matures at less than half the size typical of the species. Its density and upright habit give the unusual combination of a formal appearance in a low maintenance tree.

Pyrus fauriei 'Westwood'

Korean Sun™ Pear



Zone: 4
Height: 12'
Spread: 15'
Shape: Compact, rounded
Foliage: Medium green, fine textured
Fall Color: Red to purple red
Flower: White

Excellent fall color and compact size are key attributes of this selection. Although definitely a dwarf, this cultivar grows faster with better nursery characteristics than the parent species. Much harder than *P. calleryana*, it also has a smaller, more rounded and shrub-like head.



Jack® Pear

Pyrus calleryana 'Holmford'

New Bradford® Pear




Zone: 5
Height: 35'
Spread: 30'
Shape: Broadly oval to rounded
Foliage: Green, glossy
Fall Color: Yellow to orange-red
Flower: White

This cultivar is similar in appearance to the well known Bradford, but it seems to be less susceptible to storm damage.

Pyrus ussuriensis 'MorDak'

Prairie Gem® Pear



Zone: 3
Height: 25'
Spread: 25'
Shape: Rounded
Foliage: Dark green
Fall Color: Yellow
Flower: White

This is the hardiest ornamental pear cultivar we know of, having been developed at North Dakota State University. Upright and oval when young, it becomes rounded with age.



Korean Sun™ Pear

Pyrus calleryana 'Redspire'

Redspire Pear



Zone: 5
Height: 35'
Spread: 25'
Shape: Pyramidal, dense and symmetrical
Foliage: Medium green, glossy
Fall Color: Yellow to red
Flower: Abundant, white


A symmetrical shape and tight branching habit gives this tree a formal appearance. A good improvement over Bradford, as it stays smaller and narrower.



Silver Ball™ Pear

Pyrus 'Silver Ball'

Silver Ball™ Pear




Zone: 4
Height: 12'
Spread: 12'
Shape: Compact, rounded dwarf
Foliage: Silver-gray
Fall Color: Yellow-orange
Flower: Small, white

This compact dwarf pear features tiny silvery green leaves that give it a fine textured appearance. An introduction by Harold Pellett and the Landscape Plant Development Center, it's the most dwarf pear we grow and has shown strong fireblight resistance.

Pyrus calleryana 'Trinity'

Trinity Pear



Zone: 5
Height: 30'
Spread: 25'
Shape: Broadly oval to round
Foliage: Glossy green
Fall Color: Orange-red
Flower: White


This is a slightly smaller growing pear with a tight, rounded form.

Quercus

Oak

Quercus acutissima

Sawtooth Oak



Zone: 5
Height: 40'
Spread: 40'
Shape: Rounded
Foliage: Dark green, glossy
Fall Color: Yellow

A fast growing, spreading oak well adapted to the summer heat of the South. It has outstanding summer foliage. Very glossy and sharply serrated leaves give it a clean, crisp appearance.

Quercus alba

White Oak




Zone: 4
Height: 45'
Spread: 45'
Shape: Rounded
Foliage: Medium green, fine textured
Fall Color: Red to reddish purple

One of the mightiest of the noble oaks, White Oak is claimed by several states as their official tree. Reputed to be slow-growing, well-grown nursery plants grow fairly quickly once established. Unlike English Oak, this native of Eastern North America is resistant to powdery mildew.

Quercus bicolor

Swamp White Oak




Zone: 4
Height: 45'
Spread: 45'
Shape: Rounded, open
Foliage: Green with wavy margins
Fall Color: Yellow brown to reddish

A beautiful native tree with lustrous, heavy textured green leaves with wavy margins. Well adapted to wet, poorly drained soils.

Quercus coccinea

Scarlet Oak



Zone: 4
Height: 50'
Spread: 40'
Shape: Upright spreading, open, broadly oval
Foliage: Dark green, glossy
Fall Color: Red


Scarlet Oak generally displays the finest fall color of the genus. Autumn brings deep, brilliant shades of red.



Forest Green® Oak

Quercus ellipsoidalis

Northern Pin Oak




Zone: 4
Height: 55'
Spread: 40'
Shape: Broadly pyramidal to oval
Foliage: Green
Fall Color: Red

Closely related to Pin Oak, this tree shares many positive attributes and is also more tolerant of dry and alkaline soils. Also known as Hill's Oak, its native range is the northern midwest, but it can be used more widely.

Quercus frainetto 'Schmidt'

Forest Green® Oak




Zone: 5b
Height: 50'
Spread: 30'
Shape: Upright, oval
Foliage: Deep green, very glossy, rounded lobes
Fall Color: Yellowish-brown

This is an upright growing, vigorous oak with a strong central leader. Drought resistant and adaptable, its glossy deep green foliage and strong symmetrical shape make it one of the best looking trees of summer.

Quercus gambelii

Gambel Oak



Zone: 5
Height: 25'
Spread: 25'
Shape: Rounded
Foliage: Dark green
Fall Color: Yellow orange to orange red

Native to the dry, mountainous interior West, from Utah and Colorado to the Mexican border. Drought tolerant and hardy, it is an ideal tree for low maintenance landscapes in its native range.

Oaks

White




Swamp White



Regal Prince®




Forest Green®



Pin



Scarlet




Northern Pin



Quercus imbricaria

Shingle Oak




Zone: 5
Height: 50'
Spread: 40'
Shape: Broadly oval
Foliage: Dark green, glossy
Fall Color: Yellowish to rusty red

Native to the midwest and well adapted to conditions there, including calcareous soils. A large shade tree with beautiful summer foliage.

Quercus lobata

Valley Oak




Zone: 6
Height: 45'
Spread: 45'
Shape: Rounded, open
Foliage: Dark green, glossy

The monarch of California's deciduous oaks, its broad canopy of deeply lobed leaves provides welcome shade.

Quercus x macdanielii 'Clemons' PP 11431

Heritage® Oak




Zone: 4
Height: 50'
Spread: 40'
Shape: Broadly pyramidal to oval
Foliage: Dark green, glossy
Fall Color: Yellow

Handsome dark green foliage, a broadly pyramidal form, and mildew resistance combine to make this an excellent street tree. An English x bur oak hybrid, it has better cold tolerance than English.

Quercus macrocarpa

Bur Oak



Zone: 3
Height: 55'
Spread: 45'
Shape: Broadly oval, irregular and open
Foliage: Dark green
Fall Color: Yellow to yellow brown

A large and impressive native tree, with a thick trunk and stout branches. Does well in alkaline soils.

Quercus muehlenbergii

Chinkapin Oak



Zone: 5
Height: 45'
Spread: 45'
Shape: Rounded, open
Foliage: Lustrous dark green
Fall Color: Yellow to yellow brown

A durable and adaptable oak with handsome glossy foliage. This native of the Northeast and Midwest has a reputation for performing well in alkaline soil.



Chinkapin Oak

Quercus robur × 'Asjes'

Rosehill Oak




Zone: 4
Height: 40'
Spread: 20'
Shape: Narrowly oval to fastigiate
Foliage: Glossy green
Fall Color: Yellow

Glossy green, mildew-resistant leaves differ from the dull blue-green foliage of *Q. robur*, of which Rosehill® Oak appears to be a hybrid. Form is narrowly oval.

Quercus robur 'Pyramich'

Skymaster® Oak




Zone: 5
Height: 50'
Spread: 25'
Shape: Narrow when young, becoming pyramidal
Foliage: Dark green

A very strong central leader, wide crotch angles, and excellent lateral branch development make this fine English Oak selection well suited for use as a street tree. A Schmidt introduction.

Quercus robur 'Fastigiata'

Skyrocket® Oak



Zone: 5
Height: 45'
Spread: 15'
Shape: Narrow, fastigiate
Foliage: Dark green
Fall Color: Yellow-brown

Skyrocket® provides a uniformly narrow shape, excellent for street plantings. Since its introduction by Schmidt in 1989, this selection has proven to stay tighter in form than the typical fastigiate English Oak.



Crimson Spire™ Oak

Quercus robur

English Oak




Zone: 5
Height: 50'
Spread: 40'
Shape: Broad, rounded, open headed crown
Foliage: Deep green
Fall Color: Yellow-brown

A big sturdy tree, its size gives it character. It is quite adaptable to various soils and climates.

Quercus robur × *Q. alba* 'Crimschmidt' PP 9103

Crimson Spire™ Oak



Zone: 4
Height: 45'
Spread: 15'
Shape: Columnar, tightly fastigiate
Foliage: Dark green to bluish-green
Fall Color: Rusty red

This columnar selection originated as a hybrid of *Q. robur* and *Q. alba*. White oak parentage provides dark green, mildew resistant foliage and reddish fall color. Fastigiate growth habit is inherited from the English oak side.

Quercus palustris

Pin Oak




Zone: 4
Height: 55'
Spread: 40'
Shape: Pyramidal with slender horizontal branches
Foliage: Green
Fall Color: Rusty orange to red

Pin Oak is a tree with a very distinctive growth habit. The strong central leader is maintained to the top. Branches are long, slender and horizontally layered, giving this large tree an elegant appearance.

Quercus palustris 'Pringreen' PP 9093

Green Pillar® Oak




Zone: 4
Height: 50'
Spread: 15'
Shape: Narrowly columnar
Foliage: Dark green
Fall Color: Deep red

Fastigiate branching habit and a very dense, columnar shape make this tree ideal for narrow street plantings. Dark green foliage is moderately glossy and turns deep red in the fall.

Quercus robur × *bicolor* 'Long'

Regal Prince® Oak



Zone: 4
Height: 45'
Spread: 18'
Shape: Columnar to narrow oval
Foliage: Glossy, bright green
Fall Color: Yellow

Mildew-resistant summer foliage is glossy, clean and bright green. This adaptable hybrid of English and Swamp White Oak is notable for excellent columnar form.



Regal Prince® Oak



Shumard Oak

Quercus rubra

Red Oak



Zone: 4
Height: 50'
Spread: 45'
Shape: Rounded
Foliage: Dark green
Fall Color: Red

Red Oak is a large, fast growing, broad headed tree. The large leaves turn from a rich green to deep red in the fall.

Quercus shumardii

Shumard Oak



Zone: 5
Height: 50'
Spread: 40'
Shape: Upright spreading, open, broadly oval
Foliage: Dark green
Fall Color: Red

An excellent substitute for Scarlet Oak in the central and S.E. USA. It thrives in moist, acid bottom land soils where poor drainage creates problems for other trees.

Quercus velutina

Northern Black Oak



Zone: 4
Height: 50'
Spread: 45'
Shape: Oval to rounded
Foliage: Dark green
Fall Color: Rusty red


Very similar in appearance to Red Oak, differences include its ability to thrive on poor and varied soils. Naturally occurring trees are often found on poor sandy sites or heavy clay hillsides. Deeply furrowed bark on mature trees is nearly black.

Rhamnus

Buckthorn

Rhamnus frangula 'Tallcole'

Tallhedge® Buckthorn



Zone: 2
Height: 14'
Spread: 4'
Shape: Columnar
Foliage: Dark green
Fall Color: Greenish-yellow
Flower: Tiny, numerous
Fruit: Red turning black, 1/4", round

Multi-stemmed columnar tree forms a narrow, compact hedge seldom exceeding four feet in width. Leaves are lustrous dark green. Tiny flowers bloom in mid summer.

Robinia

Locust

Robinia pseudoacacia 'Frisia'

Frisia Locust




Zone: 4
Height: 40'
Spread: 25'
Shape: Oval with upright arching branches
Foliage: Bright yellow
Fall Color: Golden yellow
Flower: White

A tough, drought tolerant tree with bright yellow summer foliage. Compound leaves have an airy appearance and provide filtered shade.


Robinia pseudoacacia 'Inermis'

Globe Locust



Zone: 3
Height: 20'
Spread: 20'
Shape: Dense, compact, round
Foliage: Medium green
Fall Color: Yellowish


The formal shape and small size make this tree useful in many landscape situations. Spineless.



Frisia Locust


Robinia pseudoacacia 'Purple Robe'

Purple Robe Locust



Zone: 3
Height: 50'
Spread: 32'
Shape: Ascending, outward arching branches, open
Foliage: Purple-tinted new growth ages to bronze-green
Fall Color: Yellowish
Flower: Dark purple
Fruit: Seedless pods


A tough, fast growing tree which is well adapted to hot, dry climates. It is best suited for areas of the West where it provides welcome shade during hot dry summers. Spines are much reduced compared to species.



Twisty Baby® Locust

Robinia pseudoacacia 'Lace Lady' PP 9771

Twisty Baby® Locust



Zone: 4
Height: 15'
Spread: 18'
Shape: Irregularly spreading
Foliage: Green, twisted
Fall Color: Yellow
Flower: White, in clusters

This is a dwarf, contorted tree of remarkable appearance. Branches twist and turn at every node; even the foliage twists. Its irregular, artistic form is as interesting in winter as in summer.

Salix

Willow

Salix purpurea 'Pendula'

Blue Arctic Weeping Willow




Zone: 3
Height: 8'
Spread: 6'
Shape: Weeping
Foliage: Blue-green with purple tint
Fall Color: Yellow

Gracefully weeping, with long narrow leaves on slender purple stems, this distinctive little tree is ideal for small spaces. The purple-blue foliage tints make this a uniquely colored specimen.

Salix integra 'Hakuro Nishiki'

Dappled Willow



Zone: 4
Height: 9'
Spread: 6'
Shape: Rounded shrub, sometimes top-grafted on a standard to make a small tree
Foliage: Emerges pink, changes to white with green, variegated

Especially eye-catching in the spring when new growth emerges pink. Pink, white and green foliage matures to speckled green and white. Shear regularly to stimulate tri-color effect.

Salix matsudana 'Navajo'

Globe Navajo Willow



Zone: 4
Height: 50'
Spread: 50'
Shape: Spreading, round headed
Foliage: Slender, green
Fall Color: Yellow

A very tough and hardy tree that will adapt to a wide range of soil conditions including desert.

Salix alba vitellina

Golden Willow




Zone: 3
Height: 40'
Spread: 30'
Shape: Rounded
Foliage: Very narrow, light green
Fall Color: Yellow
Bark: Bright yellow on new growth

Egg yolk yellow stems of Golden Willow glow brightly in the winter landscape. Prune this fast-growing and adaptable tree regularly to encourage bright-colored new growth.

Salix alba 'Tristis'

Golden Weeping Willow



Zone: 3
Height: 40'
Spread: 60'
Shape: Broadly weeping
Foliage: Light green
Fall Color: Yellow


Golden winter stems and graceful habit belie the tough character of this fast growing, tough and widely adapted weeping tree.



Dappled Willow

Salix 'Prairie Cascade'

Prairie Cascade Weeping Willow




Zone: 3
Height: 30'
Spread: 40'
Shape: Weeping
Foliage: Dark green, very glossy

Selected by the Morden Research station in Manitoba for cold hardiness. It combines a weeping habit, golden stems, and dark green glossy foliage. It has a more upright form in warm climates.




SassafRAS



Scarlet Curls® Willow

Salix 'Scarcuzam'

Scarlet Curls® Willow

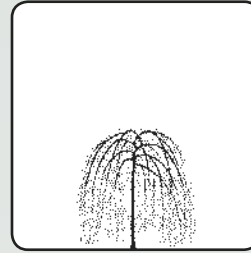


Zone: 5
Height: 25'
Spread: 20'
Shape: Contorted, rounded
Foliage: Green, twisted
Bark: Bright red in winter, golden with age

A wild mix of winter colors and textures, this multi-stem plant features contorted growth with bright red winter twigs that become golden yellow as they gain diameter.

Salix caprea 'Pendula'

Weeping Pussy Willow



Zone: 4
Height: 8'
Spread: 8'
Shape: Weeping
Foliage: Medium green
Fall Color: Yellow
Flower: Silvery catkins

This ornamental weeper doesn't outgrow its space. Soft silvery catkins emerge along the gracefully weeping branches in late winter, then open to reveal one of the first signs of spring.

SassafRAS

SassafRAS albidum

SassafRAS



Zone: 4
Height: 40'
Spread: 30'
Shape: Irregular pyramid
Foliage: Green, lobed
Fall Color: Bright red

This widespread eastern U.S. native is ideal for naturalistic landscaping. Both tree form and leaf shape are variable and interesting. A thicket of SassafRAS brings a "woody" feel to the landscape.

Sophora (syn. *Styphnolobium*)

Pagodatree

Sophora japonica 'Halka' PP 7554

Millstone™ Japanese Pagodatree



Zone: 5
Height: 45'
Spread: 35'
Shape: Broadly oval to round
Foliage: Lustrous dark green
Fall Color: Yellow
Flower: Creamy white, in clusters

Symmetrical and upsweeping branches form a dense rounded crown. Less susceptible to stem canker than the species, its uniform growth habit and distinctive form are additional reasons to choose this cultivar.

Sophora japonica 'Regent'

Regent® Japanese Pagodatree



Zone: 5
Height: 50'
Spread: 45'
Shape: Upright spreading, rounded crown
Foliage: Lustrous dark green leaves
Fall Color: Yellow
Flowers: Creamy white, in clusters


This cultivar has a rapid growth habit and has attractive, large lustrous leaves that seem to resist insect attacks.



Regent® Japanese Pagodatree

Sorbus americana 'Dwarfcrowm'

Red Cascade™ Mountain Ash



Zone: 3
Height: 18'
Spread: 8'
Shape: Compact, oval
Foliage: Very lustrous green
Fall Color: Yellow-orange
Flower: Small, white, in clusters
Fruit: Small, orange-red, in clusters

A very nicely shaped, compact tree which is excellent for small spaces. Spring flowers, lustrous summer foliage, yellow fall color and handsome winter form make it a year-round attraction.

Sorbus aucuparia

European Mountain Ash



Zone: 2
Height: 35'
Spread: 24'
Shape: Upright and oval, becoming rounded
Foliage: Dark green
Fall Color: Rusty orange
Flower: White, in clusters
Fruit: Orange-red


A useful small tree that is particularly beautiful in autumn because of the abundant bright fruit. Schmidt trees are budded with a superior clone insuring uniformity of habit.



European Mountain Ash

Sorbus aucuparia 'Black Hawk'

Black Hawk Mountain Ash




Zone: 3
Height: 28'
Spread: 18'
Shape: Narrow oval
Foliage: Thick dark green
Fall Color: Rust
Flower: White, in clusters
Fruit: Orange, in clusters

A strong, narrow tree with leaves that seem to resist sun-scald in mid-continent areas.

Sorbus aucuparia 'Michred'

Cardinal Royal® Mountain Ash



Zone: 2
Height: 35'
Spread: 20'
Shape: Upright narrow oval
Foliage: Green
Fall Color: Rust
Flower: White, in clusters
Fruit: Bright red


A vigorous tree with upright branches and a very symmetrical and tidy habit. This tree was selected for its clusters of small brilliant red berries, much more spectacular than the orange of the species. Dark green foliage is silvery beneath.



Korean Mountain Ash

Sorbus aucuparia 'Rossica'

Rossica Mountain Ash



Zone: 3
Height: 30'
Spread: 18'
Shape: Upright, oval
Foliage: Dark green
Fall Color: Rusty orange
Flower: White, in clusters
Fruit: Bright red


A sturdy, stiffly upright tree when young, becoming oval as it matures. Very uniform in shape with bright red fruit in clusters.

Sorbus

Mountain Ash

Sorbus alnifolia

Korean Mountain Ash




Zone: 4
Height: 40'
Spread: 30'
Shape: Oval to rounded
Foliage: Lustrous dark green
Fall Color: Yellow to orange
Flower: White, in clusters
Fruit: Yellow-orange to scarlet

An unusual tree not resembling the other Mountain Ash. Leaves are ovate and entire, with excellent fall color. Described by Dr. Michael Dirr in *Manual of Woody Landscape Plants* as "one of my favorite all around trees...best of the Mountain Ash". Reported to resist borers.

Sorbus × hybrida

Oak-leaf Mountain Ash



Zone: 3
Height: 30'
Spread: 20'
Shape: Upright with ascending branches, oval head
Foliage: Lobed, divided
Fall Color: Rust
Flower: White, in clusters
Fruit: Red, in clusters

Originating as a hybrid in Scandinavia, this Mountain Ash has an unusual leaf similar to English Oak, but divided to the midrib near the leaf base.



Snow Charm® Japanese Snowbell

Stewartia

Stewartia pseudocamellia

Japanese Stewartia



Zone: 6
Height: 30'
Spread: 20'
Shape: Pyramidal to oval
Foliage: Medium to dark green
Fall Color: Orange, red, purple
Flower: White, orange anthers

Camellia-like white flowers up to 2½" in diameter appear on this medium sized tree in July and August. Kaleidoscopic fall color includes red, orange and purple tones. Beautiful cream and tan patches are revealed as its trunk exfoliates with age.




Japanese Stewartia

Styrax

Snowbell

Styrax japonicus 'JFS-E'

Snow Charm® Japanese Snowbell



Zone: 5
Height: 20'
Spread: 20'
Shape: Rounded
Foliage: Dark green
Fall Color: Yellowish
Flower: Pure white, bell shaped


Reliable and easy to grow, this Schmidt introduction selected from a highly variable species assures a rounded form. Like Snowcone®, it resists twig dieback, but has larger leaves and a broader, more traditional form.



Snowcone® Japanese Snowbell

Styrax japonicus 'JFS-D'

Snowcone® Japanese Snowbell



Zone: 5
Height: 25'
Spread: 20'
Shape: Broadly pyramidal, dense
Foliage: Dark green, fine textured
Fall Color: Yellowish
Flower: Pure white, bell shaped


Dark green, fine textured foliage and dense, symmetrical structure create a tree of great uniformity. It is resistant to twig dieback that is common in seedling grown trees.

Syringa

Tree Lilac

Syringa pekinensis 'Zhang Zhiming'

Beijing Gold® Tree Lilac



Zone: 5
Height: 20'
Spread: 20'
Shape: Upright spreading
Foliage: Dark green
Fall Color: Yellowish
Flower: Yellow, in clusters

Sprays of yellow flowers borne in June bring a whole new color spectrum to the world of tree lilacs! This is a vigorous selection with upright spreading, arching branches in a species that matures to a small size.

Syringa pekinensis 'Morton'

China Snow® Tree Lilac




Zone: 5
Height: 20'
Spread: 20'
Shape: Upright spreading
Foliage: Dark green
Fall Color: Yellowish
Flower: Creamy white clusters

Large sprays of cream-white flowers are borne in June by this small ornamental tree. Amber to orange-brown exfoliating bark extends seasonal interest through the winter months.

Syringa reticulata 'Ivory Silk'

Ivory Silk® Japanese Tree Lilac




Zone: 4
Height: 20'
Spread: 15'
Shape: Upright spreading becoming rounded
Foliage: Dark green
Flower: Creamy white panicles

Large plumes of small white flowers smother its branches in early summer.

Syringa pekinensis 'DTR 124' PP 8951

Summer Charm® Tree Lilac



Zone: 3
Height: 20'
Spread: 15'
Shape: Upright, spreading
Foliage: Dark green, glossy
Fall Color: Yellow
Flower: Creamy white panicles

Finer textured and more relaxed in appearance than Japanese tree lilac, it features lustrous foliage and abundant flowers.




China Snow® Tree Lilac

Taxodium

Bald Cypress


Taxodium distichum

Bald Cypress



Zone: 5
Height: 55'
Spread: 30'
Shape: Pyramidal
Foliage: Medium green, deciduous conifer
Fall Color: Rusty


Native to wetlands of the South, bald cypress is also surprisingly tolerant of dry soils and is hardy enough to survive in parts of southern Canada. A deciduous conifer, it has done well in urban street plantings.



Bald Cypress

Taxodium distichum 'Cascade Falls' PP 12296

Cascade Falls Bald Cypress




Zone: 5
Height: 10'
Spread: 12'
Shape: Weeping
Foliage: Fine textured, green
Fall Color: Reddish brown

As its name implies, soft green foliage cascades from gracefully weeping branches. This deciduous conifer grows to the height to which it is staked, then weeps to the ground.

Taxodium distichum 'Mickelson'

Shawnee Brave® Bald Cypress



Zone: 5
Height: 55'
Spread: 20'
Shape: Narrowly pyramidal
Foliage: Green, deciduous needles
Fall Color: Orange-bronze


A deciduous conifer which has proven to be widely adaptable to city conditions, it will grow in standing water or in well drained soils.

Tetradium

Evodia

Tetradium daniellii (syn. *Evodia daniellii*)

Korean Evodia



Zone: 5
Height: 30'
Spread: 25'
Shape: Upright spreading
Foliage: Glossy, dark green, compound
Fall Color: Yellowish
Flower: White, in 6" broad clusters


Impressive sprays of white flowers decorate the tree in the heat of mid-summer. The glossy dark green foliage thrives in the heat, complementing the flowers in making the dog days of summer look like spring.

Tilia

Linden - Less Common Species

Tilia x euchlora

Crimean Linden



Zone: 5
Height: 40'
Spread: 35'
Shape: Broadly pyramidal to oval
Foliage: Glossy medium green
Fall Color: Yellow

Exceptionally nice foliage is glossy medium green. Individual leaves turn bright yellow in the fall, giving the tree a mottled look with contrasting bright green and bright yellow leaves scattered throughout. Golden green twigs add winter interest.




Cascade Falls Bald Cypress



Green Mountain® Linden

Tilia x flavescens 'Glenleven'

Glenleven Linden




Zone: 3
Height: 50'
Spread: 30'
Shape: Pyramidal
Foliage: Medium green
Fall Color: Yellowish

Glenleven is very similar to a *Tilia cordata*, but is faster growing and is now recognized as a hybrid. It produces a pyramidal form that matures to a greater height, and is a bit more open and informal than Greenspire®.

Tilia tomentosa 'PNI 6051'

Green Mountain® Linden




Zone: 5
Height: 45'
Spread: 35'
Shape: Broadly pyramidal to oval
Foliage: Dark green with silvery-white undersurface
Fall Color: Yellow

Upright, symmetrical growth habit forming a dense canopy. Wind causes a shimmering effect as it ruffles the dark green leaves to reveal the silvery white undersides.

Tilia tomentosa 'Sterling' PP 6511

Sterling Linden



Zone: 5
Height: 45'
Spread: 35'
Shape: Broadly pyramidal
Foliage: Leaves green with silver-gray undersurface
Fall Color: Yellow

A vigorous growing tree with a very neat and symmetrical shape. Tomentose leaves make it resistant to Japanese beetle feeding.

Tilia americana

American Linden

Tilia americana 'McKSentry'

American Sentry® Linden



Zone: 3
Height: 45'
Spread: 30'
Shape: Pyramidal, symmetrical
Foliage: Medium green
Fall Color: Yellow

This handsome and hardy cultivar of the native American basswood was introduced by McKay Nursery of Wisconsin. It develops a very straight trunk that supports a well-branched, very uniform canopy.

Tilia americana 'Boulevard'

Boulevard Linden



Zone: 3
Height: 50'
Spread: 25'
Shape: Narrowly pyramidal
Foliage: Medium green
Fall Color: Yellow

Tall and narrow, this selection of the native American Basswood is very hardy and well suited to street plantings.

Tilia americana 'Continental Appeal'

Continental Appeal™ Linden




Zone: 4
Height: 50'
Spread: 28'
Shape: Narrow oval becoming pyramidal
Foliage: Medium green, white below
Fall Color: Yellowish

Vigorous, upright and easy to grow, this linden comes from stock native to the upper Midwest. Bold white undersides of its large leaves shimmer in the summer sun. Originally introduced as *T. heterophylla*, this species is now included in *T. americana*. It's a good substitute for green ash in areas where emerald ash borer is present.

Tilia americana 'DTR 123'

Legend® Linden



Zone: 4
Height: 40'
Spread: 30'
Shape: Broadly pyramidal
Foliage: Medium green
Fall Color: Yellow

A strong grower with clean glossy leaves that resist the rust problems of the species. Winter buds and twigs are bright vermillion.

Tilia americana 'Lincoln'

Lincoln Linden




Zone: 3
Height: 35'
Spread: 25'
Shape: Pyramidal, compact and dense
Foliage: Dark green
Fall Color: Yellow

A selected form of native American Basswood. Densely branched, its foliage maintains a fresh, dark green appearance throughout the heat of summer.

Tilia americana × *euchlora* 'Redmond'

Redmond Linden



Zone: 3
Height: 35'
Spread: 25'
Shape: Densely pyramidal
Foliage: Light green
Fall Color: Yellowish

Redmond grows rapidly and develops heavy caliper as a young tree, becoming pyramidal and symmetrical as it matures. Its large leaves give it a coarser textured appearance.




Corinthian® Linden

Tilia cordata

Littleleaf Linden

Tilia cordata 'Chancole'

Chancellor® Linden



Zone: 3
Height: 35'
Spread: 20'
Shape: Upright and tightly pyramidal
Foliage: Dark green
Fall Color: Yellowish


Chancellor® produces a tight, symmetrical tree well adapted to use as a street tree. Not well known yet, it is gaining popularity and should be more widely used.



Greenspire® Linden

Tilia cordata 'Corzam'

Corinthian® Linden




Zone: 3
Height: 45'
Spread: 15'
Shape: Narrowly pyramidal
Foliage: Dark green
Fall Color: Yellow

This is the narrowest of the Linden cultivars. Small, thick, deep green leaves give it a finer textured, more delicate appearance.

Tilia cordata 'Greenspire'

Greenspire® Linden



Zone: 4
Height: 40'
Spread: 30'
Shape: Pyramidal, symmetrical
Foliage: Dark green
Fall Color: Yellowish

Greenspire® is the standard of comparison among the Lindens. It has a strong central leader, very uniform branch arrangement and a symmetrical, pyramidal form.

Tilia cordata × *mongolica* 'Harvest Gold' PP 12232

Harvest Gold Linden



Zone: 3
Height: 40'
Spread: 30'
Shape: Pyramidal
Foliage: Deep green
Fall Color: Bright golden yellow

Very hardy and faster growing in the nursery than *T. cordata* cultivars, this Linden sports deep green, glossy foliage through the summer months. Its name is inspired by a mantle of bright golden yellow leaves in autumn.

Tilia cordata 'Bailey'

Shamrock® Linden



Zone: 4
Height: 40'
Spread: 30'
Shape: Pyramidal, symmetrical
Foliage: Dark green
Fall Color: Yellowish

A pyramidal form of linden, similar to Greenspire®, but a little faster growing. It branches more uniformly around the trunk at an earlier age.

Tilia cordata 'Halka' PP 10589

Summer Sprite® Linden



Zone: 4
Height: 16'
Spread: 10'
Shape: Dense, narrow pyramid, dwarf
Foliage: Green
Fall Color: Yellow

Perfect for confined city spaces, this natural dwarf develops the form of a sheared Christmas tree.



Summer Sprite® Linden




Harvest Gold Linden

Ulmus Elm

Ulmus japonica × *wilsoniana* 'Morton'

Accolade® Elm



Zone: 4
Height: 70'
Spread: 60'
Shape: Vase shaped with arching limbs
Foliage: Glossy, dark green
Fall Color: Yellow

INSECT RESISTANCE: elm leaf beetle

DISEASE TOLERANCE: Dutch Elm Disease and phloem necrosis

Arching limbs and a graceful vase shape characterize this outstanding hybrid elm selected and tested at Morton Arboretum. Glossy dark green foliage changes to yellow in the fall and is resistant to elm leaf beetle feeding. Growth habit gives good form in the nursery and an ultimate form like the American Elm.

Ulmus parvifolia 'Emer II' PP 7552

Allee® Elm




Zone: 5
Height: 50'
Spread: 35'
Shape: Upright vase, arching
Foliage: Medium green, glossy
Fall Color: Yellow-orange to rust red

DISEASE TOLERANCE: Dutch Elm Disease and phloem necrosis

Tall, upright and arching, this cultivar's growth habit is unique among *U. parvifolia* cultivars, being reminiscent of the grand American Elm. Its exfoliating bark creates a mosaic of orange, tan and gray, a beautiful sight on a mature tree. Discovered by Dr. Michael Dirr of University of Georgia, Athens.

Ulmus parvifolia 'Emer I' PP 7551

Athena® Classic Elm



Zone: 5
Height: 30'
Spread: 35'
Shape: Broadly rounded
Foliage: Medium green, glossy
Fall Color: Yellowish

DISEASE TOLERANCE: Dutch Elm Disease and phloem necrosis

Bark of a mature tree is a mosaic of orange, tan, and gray patches, giving it as much interest in winter as in summer. The canopy is tightly formed. Discovered by Dr. Michael Dirr of University of Georgia, Athens.



Accolade® Elm

Ulmus parvifolia 'UPMTF' PP 11295

Bosque® Elm



Zone: 6
Height: 45'
Spread: 30'
Shape: Upright pyramidal to broadly oval
Foliage: Dark green, glossy
Fall Color: Yellow-orange

DISEASE TOLERANCE: Dutch Elm Disease and phloem necrosis

Bosque® is well shaped for planting on city streets and in restricted spaces, thanks to its upright growth habit and narrow crown. Fine textured and glossy, its dark green foliage is complemented by multi-colored exfoliating bark.

Ulmus 'Morton Stalwart'

Commendation™ Elm



Zone: 5
Height: 60'
Spread: 50'
Shape: Upright oval
Foliage: Dark green
Fall Color: Yellow

DISEASE TOLERANCE:

Dutch Elm Disease and phloem necrosis

An oval canopy with good foliage quality is formed by upright spreading and symmetrical branches. Fast growing but not wild, it is easier to maintain good form in the nursery than is the case with most elm cultivars. This is a complex hybrid of parent species *Ulmus wilsoniana*, *U. pumila* and *U. carpinifolia*.

Ulmus japonica x *wilsoniana* 'Morton Red Tip'

Danada Charm™ Elm




Zone: 4
Height: 70'
Spread: 60'
Shape: Vase shaped with arching limbs
Foliage: Dark green
Fall Color: Yellow

DISEASE TOLERANCE:

Dutch Elm Disease and phloem necrosis


Long arching branches form an upright vase shape to give this cultivar the look and character of the American Elm. Naturally disease resistant, it is a vigorous grower in the nursery.



Frontier Elm

Ulmus parvifolia 'Dynasty'

Dynasty Elm



Zone: 5
Height: 40'
Spread: 40'
Shape: Rounded
Foliage: Green
Fall Color: Orange-yellow


DISEASE TOLERANCE:

Dutch Elm Disease and phloem necrosis

A broadly rounded tree with fine textured foliage and good environmental tolerance. It tends to develop better fall color than is typical of the species. A National Arboretum introduction.

Ulmus propinqua 'JFS-Bieberich'

Emerald Sunshine® Elm



Zone: 5
Height: 35'
Spread: 25'
Shape: Vase shaped
Foliage: Deep green
Fall Color: Yellow

INSECT RESISTANCE: elm leaf beetle

DISEASE TOLERANCE:

Dutch Elm Disease and phloem necrosis

Grown from seed collected in China, this sturdy, upright-growing elm was selected for superior performance on the hot, arid, windswept plains of western Oklahoma. Handsome, deeply corrugated leaves emerge coppery-bronze and mature to glossy green. Insect resistant and tolerant of heat and drought, it is a fast-growing, tough and adaptable shade tree.

Ulmus 'Frontier'

Frontier Elm



Zone: 4
Height: 40'
Spread: 30'
Shape: Vase shaped to oval
Foliage: Glossy green
Fall Color: Burgundy


DISEASE TOLERANCE:

Dutch Elm Disease and phloem necrosis

'Frontier' features beautiful reddish-purple to burgundy fall color which is particularly long lasting. A U.S. National Arboretum introduction, it is a hybrid of *U. carpinifolia* and *U. parvifolia*.

Ulmus 'Homestead'

Homestead Elm




Zone: 5
Height: 55'
Spread: 35'
Shape: Upright arching, narrow oval
Foliage: Dark green
Fall Color: Yellow

DISEASE TOLERANCE:

Dutch Elm Disease and phloem necrosis


This fast growing hybrid Elm was developed by the USDA Nursery Crops Lab. A complex hybrid of *U. pumila*, *U. hollandica*, and *U. carpinifolia*, it is close in form to the American Elm



Emerald Sunshine® Elm

Ulmus americana 'Jefferson'

Jefferson Elm



Zone: 4
Height: 70'
Spread: 50'
Shape: Vase shaped with arching limbs
Foliage: Dark green
Fall Color: Yellow

DISEASE TOLERANCE: Dutch Elm Disease

Deep green foliage and an upright vase shape characterize this National Arboretum – National Park Service joint introduction. Tested and shown to be Dutch Elm Disease tolerant, the impressive original tree grows on the National Mall in Washington, DC.

Ulmus japonica x *pumila* 'New Horizon' PP 8684

New Horizon Elm



Zone: 4
Height: 55'
Spread: 40'
Shape: Upright oval, slightly arching
Foliage: Dark green
Fall Color: Yellow

DISEASE TOLERANCE:

Dutch elm disease and phloem necrosis

This cold tolerant hybrid elm was developed in a disease resistance program at the University of Wisconsin. Easy to grow, straight, and symmetrical in the nursery, it becomes a rugged street tree.

Own Root American Elm

As disease resistant elm cultivars become more available in the nursery trade, be sure yours are grown on their own roots or on disease resistant rootstocks! Asian hybrids will retain their disease resistance whether propagated "own root," or budded or grafted onto *U. pumila* or *U. parvifolia* rootstocks. Because American elm cultivars are not compatible with these rootstocks, they are sometimes budded or grafted onto American elm rootstock, an unacceptable practice that negates their disease resistance. "Own root" propagation is the only proven way to propagate disease resistant American elms, and the method we use to assure you of healthy trees.

Ulmus 'Patriot'

Patriot Elm



Zone: 4
Height: 50'
Spread: 40'
Shape: Stiffly upright, narrow vase shape
Foliage: Dark green
Fall Color: Yellow

DISEASE TOLERANCE:

Dutch Elm Disease and phloem necrosis

This National Arboretum introduction features stiffly ascending branches, resulting in a narrower vase shaped crown than most elm cultivars. Foliage is especially dark green. A complex hybrid derived from *Ulmus wilsoniana*, *U. pumila*, *U. carpinifolia*, and *U. glabra*.

Ulmus americana 'Princeton'


Princeton Elm



Zone: 4
Height: 65'
Spread: 50'
Shape: Upright vase shaped
Foliage: Dark green
Fall Color: Yellow

DISEASE TOLERANCE: Dutch Elm Disease


Originally selected in 1922 by William Flemer for its dense symmetrical upright form and dark green foliage, it has since proven to be one of the best American Elms for resisting the attack of Dutch Elm Disease.



Valley Forge Elm

Ulmus americana 'Valley Forge'

Valley Forge Elm



Zone: 5
Height: 80'
Spread: 70'
Shape: Broad vase shaped with arching limbs
Foliage: Medium green
Fall Color: Yellow

DISEASE TOLERANCE: Dutch Elm Disease


This National Arboretum introduction has tested best for Dutch Elm Disease tolerance, bringing hope for the return of the American elm. Fast growing but a little wild in the nursery, it matures to form a stately vase shaped crown.



Triumph™ Elm

Ulmus wilsoniana 'Prospector'

Prospector Elm



Zone: 4b
Height: 40'
Spread: 30'
Shape: Vase shaped
Foliage: Deep green, glossy
Fall Color: Yellow

INSECT RESISTANCE: elm leaf beetle


DISEASE TOLERANCE:

Dutch Elm Disease and phloem necrosis

This cultivar forms a broadly vase shaped crown at an early age, and provides the form and toughness of the American Elm without its problems. Widely adaptable to climatic extremes. A National Arboretum introduction.

Ulmus 'Morton Plainsman'

Vanguard™ Elm



Zone: 4
Height: 45'
Spread: 40'
Shape: Rounded vase
Foliage: Glossy medium green
Fall Color: Yellow


DISEASE TOLERANCE:

Dutch Elm Disease and phloem necrosis

A tough tree for the harsh climate of the Great Plains, this Morton Arboretum introduction is a hybrid of two hardy parents, *Ulmus pumila* and *Ulmus japonica*.

Ulmus 'Pioneer'

Pioneer Elm



Zone: 5
Height: 50'
Spread: 50'
Shape: Rounded
Foliage: Dark green
Fall Color: Yellow


DISEASE TOLERANCE:

Dutch Elm Disease and phloem necrosis

Introduced by the USDA Nursery Crops Lab, Pioneer Elm is extremely vigorous and disease resistant. It forms a rounded, spreading crown suitable for parks and campus setting. A hybrid of *U. glabra* x *U. carpinifolia*.

Ulmus 'Morton Glossy'

Triumph™ Elm



Zone: 5
Height: 55'
Spread: 45'
Shape: Upright oval to vase
Foliage: Glossy dark green
Fall Color: Yellow

DISEASE TOLERANCE:

Dutch Elm Disease and phloem necrosis

Remarkably dark green and glossy foliage and a sturdy, symmetrical growth habit distinguish this Morton Arboretum introduction. Hybrid parentage is *Ulmus wilsoniana*, *U. japonica*, and *U. pumila*.



Wireless® Zelkova

Zelkova

Zelkova serrata 'JFS-KW1' P.A.F.

City Sprite™ Zelkova



Zone: 5
Height: 24'
Spread: 18'
Shape: Compact oval to vase shape
Foliage: Bright green, fine textured
Fall Color: Yellow

Compact, dense, and semi-dwarf, this is the perfect little tree for tight urban spaces. Summer foliage appears brighter green than typical Zelkova. Short internodes, fine textured foliage, and a self-pruning growth habit promise a low maintenance city tree.

Zelkova serrata 'Green Vase'

Green Vase® Zelkova




Zone: 5
Height: 45'
Spread: 30'
Shape: Vase shape, with upright arching branches
Foliage: Green
Fall Color: Orange

A vigorous Zelkova selection, producing a taller, more graceful tree than 'Village Green'. Its finer textured foliage produces dappled shade.

Zelkova serrata 'Halka' PP 5687

Halka Zelkova




Zone: 5
Height: 45'
Spread: 35'
Shape: Upright vase shape
Foliage: Medium green
Fall Color: Yellow

Halka Zelkova has long, gracefully arching branches which make a magnificent canopy. More than any Zelkova, its form comes closest to resembling an American Elm. Halka is the fastest growing Zelkova cultivar.

Zelkova serrata 'Musashino'

Musashino Columnar Zelkova



Zone: 5
Height: 45'
Spread: 15'
Shape: Very narrow upright vase shape
Foliage: Medium green
Fall Color: Yellow


Ideal for narrow street use, tightly upright branches allow good vehicle and pedestrian clearance beneath the delicate green canopy.



Musashino Columnar Zelkova

Zelkova serrata 'Village Green'

Village Green™ Zelkova



Zone: 5
Height: 40'
Spread: 40'
Shape: Vase shaped, rounded
Foliage: Deep green
Fall Color: Rusty red

This widely used cultivar is more upright and faster growing than the species. Foliage is very dense, dark green and presents a clean appearance.

Wisteria



Wisteria is a vigorous vine that can be grown into a tree of varying heights depending upon the staking and training process.

Long chains of colorful and dramatic blossoms cascade from their branches in spring.




Amethyst Falls

Cultivar	Bloom Color	Zone
Amethyst Falls	Amethyst/blue	5
Blue Moon	Blue	3
Macrobotrys	Purple/mauve	5

Zelkova serrata 'Schmidtlow'

Wireless® Zelkova



Zone: 5
Height: 24'
Spread: 36'
Shape: Broadly spreading vase
Foliage: Medium green
Fall Color: Red

Selected for its low height and broad spreading shape, this cultivar has an ideal shape for street plantings under utility lines. Its red fall color is a surprising extra feature.

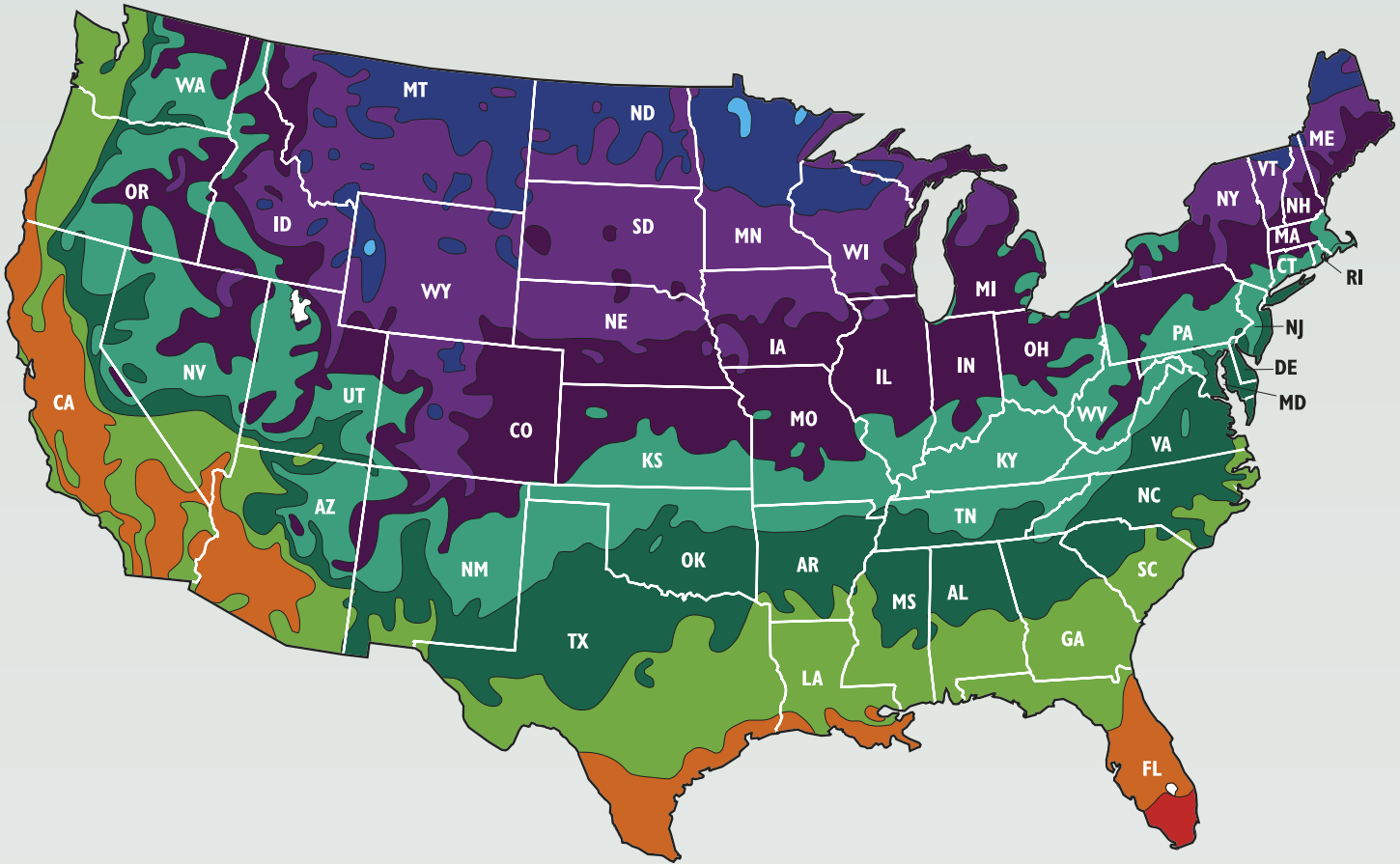
USDA Cold Hardiness Map

This map follows the USDA cold hardiness system, which is based on average minimum temperatures in each area and gives a guideline for plant adaptability.










Plant material in our catalog is rated with a USDA zone number, which is correct to the best of our knowledge. Zones can be divided further into “a”

or “b”. When used, “a” refers to the colder half of the zone and “b” to the warmer half.

For example, Zone 4a indicates temperatures of -25° to -30° F. However, we cannot be responsible for hardiness since growing conditions, site selection and unusual winter weather will affect winter survival.



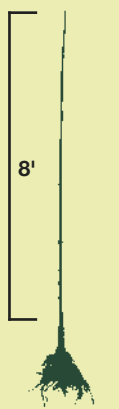
Approximate Range of Average Annual Minimum Temperatures for Each Zone

	Zone 2	-50° to -40°		Zone 5	-20° to -10°		Zone 8	10° to 20°
	Zone 3	-40° to -30°		Zone 6	-10° to 0°		Zone 9	20° to 30°
	Zone 4	-30° to -20°		Zone 7	0° to 10°		Zone 10	30° to 40°

Our Product Line

Whips

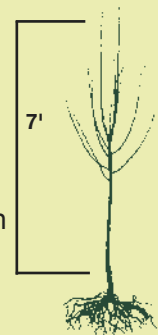
Whips are generally one-year-old tops. They range from being completely unbranched to being lightly branched on the lower stem. Linden, Honeylocust, Ash and Kentucky Coffee Tree will usually be completely free of branches. Some Crabapple, Oaks, and Norway Maple varieties often have a number of branches while others do not. Elms, Red Maples and to a lesser extent Sugar Maples tend to branch freely off one-year growth. Branches that develop on whips are left to help increase caliper and thus provide a sturdier stem.



1-year whip
7 - 8 ft.

Branched Flowering Trees

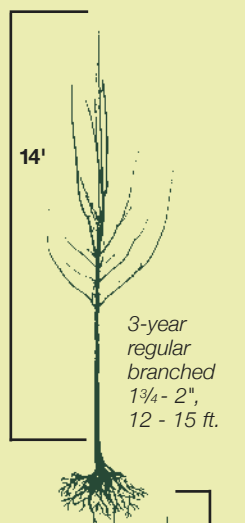
Hawthorns, Flowering Crabapples and Cherries are generally 2 year old trees topped at 4 to 5 feet, depending on cultivar. A leader is reestablished by taping. Flowering Pear and Mountain Ash have a dominant central leader and branch well naturally, so are generally untopped. Head height, symmetrical branching and straight central leader create a structural foundation for a premium quality caliper tree for the grower, while the heavy branch structure and full canopy serve the needs of the garden center.



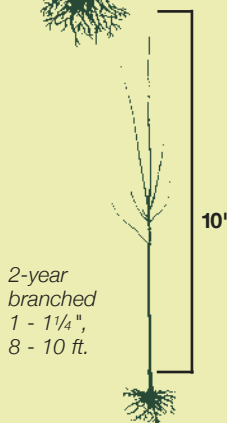
2-year flowering
6 - 7 ft.

Branched Shade Trees

Varieties including Ash, Birch, Honeylocust, Linden, Oak, and some Maple are produced with a straight central leader and radiating lateral branches. Varieties which are not free branching, such as Norway Maple, Sugar Maple and Honeylocust, are topped while dormant to promote symmetrical branching during the next growing season. A single dominant straight leader is then established by hand taping the top shoot. Varieties that branch well are not topped. In either case, the resulting tree has a straight leader and symmetrical branching. In general, 6 - 8' and 1" - 1 1/4" grade trees are two years old. Most larger sizes are three years old, possessing fuller heads and more secondary branching.




3-year
regular
branched
1 3/4 - 2",
12 - 15 ft.



2-year
branched
1 - 1 1/4",
8 - 10 ft.

Light Branched Trees

These have the same general form as branched trees. They differ in having fewer and/or shorter branches. They are often a good, economical choice for growers who are lining out trees, as they have good sturdiness due to their caliper, while the heads are lighter and will be less likely to lean or fall over in strong winds. Growers generally thin out and prune back branches when planting, so this tree can work well for them. Garden centers and landscapers may not be happy with light branched trees as they don't have the time to let the tree fill out.

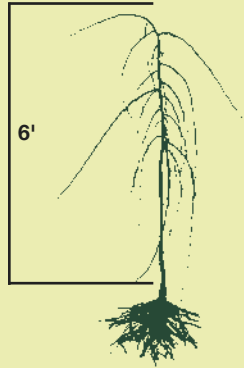


2-year
light branched
1 - 1 1/4",
8 - 10 ft.

3-year light
branched
1 3/4 - 2",
12 - 15 ft.

Weeping Trees

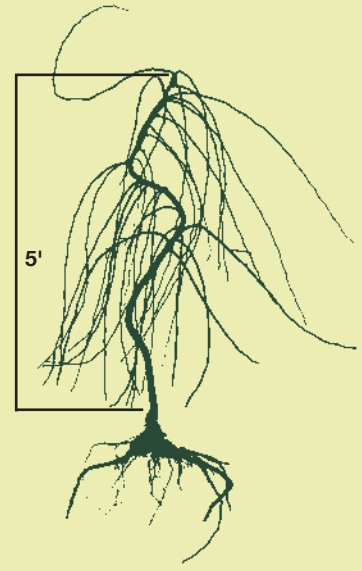
Weeping forms of Flowering Cherry, Crabapple, Mulberry, Siberian Peashrub and others are graded by head quality. Certain compact or dwarf forms of Crabapple, Ash, Linden, Locust and others are grown as top grafts, which are also graded by head quality. Heavy Select and Number 1 grades should be used for landscape installations and quality garden center sales. Number 1 light and Number 2 grades are lighter and less full, and therefore offered at a lower price. They are good for growers who line out stock for several years.



Weeping Number 1 head, 6 ft.

Contorted Trees

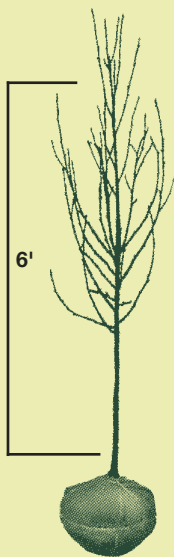
Contorted trees are trained from their first flush of growth as whips to develop a contorted, snaking trunk. Graded by head quality, the caliper of these trees is equivalent to straight trunked trees of the same grade and variety, but with a shorter overall height due to their curved trunks. As is the case with weeping trees, heavy select and Number 1 grades are best for landscape installation and garden center sales. Number 1 light and Number 2 grades are a less expensive alternative for growers who line them out for several years.



*Contorted
1" - 1 1/4" caliper
5' - 6' height*

Balled & Burlapped Trees

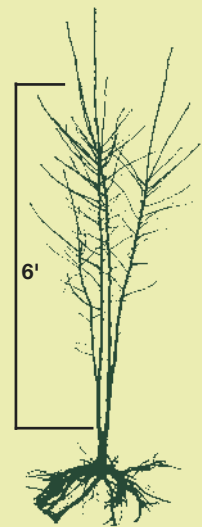
B&B trees are appropriate for lining out in the field, landscape installation, immediate garden center sales, or containerizing for future sale. Our B&B line complements bare root production by offering balled and burlapped trees of varieties that are difficult to handle bare root. Some varieties are offered B&B as well as bare root so growers can choose the type of liner that works best for them. Trees are carefully dug by hand by our own crews.



Six-foot B&B

Multiple Stemmed Forms

A variety of plants are grown with multiple stems. If several separate root stocks are combined, we consider the plant a clump. Paper and European Birch are produced this way. Bushes and multi-stem trees are produced by stubbing a single understock just above ground level, and encouraging several stems to grow. If the plant matures to less than 15 feet, we classify it as a bush. If it normally grows to tree-sized proportions we call it multi-stem.



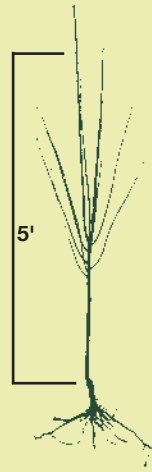
*Multi-stemmed
6 ft.*

Custom 3™

These are smaller sized one year old trees. Far from being the “runts of the litter” of our regular production, these trees are grown apart from the rest of the crop, using special techniques to produce high quality little trees at a lower cost.

These are excellent small liners for hot climates where larger trees are more subject to transplant shock. They are excellent promotional items for garden centers, allowing advertising of name brand cultivars at low prices. And they are of ideal size for mail order distribution.

Most cultivars are unbranched or lightly branched and sold as a whip grade. Plums are branched and listed as such.



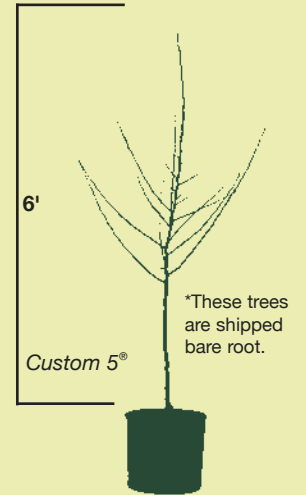
Custom 3™
5 ft., branched

Custom 5®

The perfect tree for the retail garden center! This is a small branched tree which is produced by using a variety of special cultural techniques. The tree is designed to fit neatly in a #5 container. The tree size and branch structure are exactly proportioned to this pot size.

All shade tree varieties are produced with a straight leader so that the tree will continue to grow upright, and lower limbs may be removed. Most flowering trees are topped to produce a gracefully spreading canopy.

As there is little standardization among container manufacturers, we recommend a pot with a top diameter of 13 inches and an 11 inch depth. This is a little wider than many producers' #5 container.

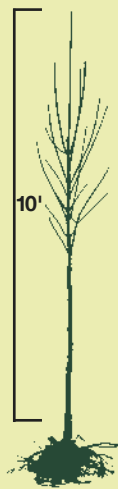


Custom Liner®

These trees are produced especially for growers who are concerned about the quick establishment and survival of their trees.

Custom Liner® trees are root pruned, a practice which results in a denser, more fibrous root system and less transplant shock. The branches are considerably shorter than our standard grade. This means they will need very little pruning before planting out. Thus the terminal buds can be left intact on the leader and branches, and straighter regrowth may result.

We train Custom Liner® trees to develop a good branch structure in the 5 to 7 foot area of the trunk. This is the area that is most important to growers in establishing the base of the tree's canopy structure.

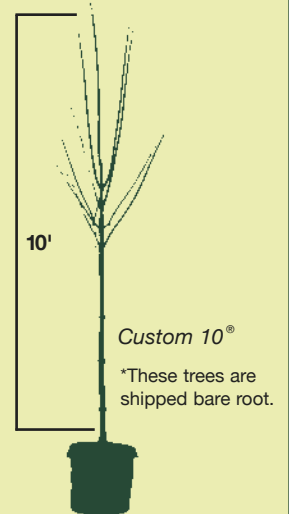


Custom Liner®
1 - 1/4",
8 - 10 ft.

Custom 10®

A step larger in size than Custom 5®, these two year old trees are grown to create maximum appeal in the retail sales yard. Averaging 1" in caliper, Custom 10® trees give an immediate impact to the landscape. Branching near 32" in flowering trees, and just above 40" in most shade tree varieties puts the fullest part of the canopy at eye level where customers are better able to appreciate their fullness.

Trees are grown to be exactly the right size and proportion for potting into a #10 container. Root systems will fit the pot with little trimming. We recommend a #10 container with 13 to 15 inch depth and a 15 to 16 inch top diameter. Pots shorter than 13 inches will not have enough depth to accommodate the roots of certain varieties.



Shrubs

Hardy deciduous shrubs complement our tree product line. Approximately two dozen species are available in containers from year to year. A variety of cultivars are offered within each species. These include but are not limited to: Barberry, Dogwood, Cotoneaster, Smokebush, Euonymus, Fothergilla, Forsythia, Hibiscus, Hydrangea, St. Johnswort, Mockorange, Ninebark, Potentilla, Cistena Plum, Fernleaf Buckthorn, Sumac, Willow, Spiraea, Snowberry, Lilac, Witch Hazel and Weigela. Their availability throughout the year is published in our stock available lists.

Our tree product line includes deciduous shrubs that lend themselves to being grown as small trees. By top grafting or developing a canopy atop an own-root standard, we offer a line of small-scale trees that are ideally suited for container culture and small-space gardening. Dwarf Forsythia, Cotoneaster, Smoketree, Dwarf Korean Lilac, Japanese and Chinese Tree Lilacs, and Dappled Willow are among the tree-like shrubs described in our Reference Guide.



CustomValue®

CustomValue® trees are made to order for garden center retailers who wish to offer value-priced trees without compromising quality. Their competitive retail price and convenient size create a very attractive product for gardeners on a budget.

Growers who prefer to plant in the fall or during other times when bare root trees are unavailable are finding CustomValue® trees to be excellent field liners or for shifting up into larger containers.

Regardless of intended use, the varieties and cultivars we offer represent a nice cross-section of shade and flowering trees that includes patented cultivars such as Red Sunset® Maple, Prairifire Crabapple, Snow Fountains® Cherry and Greenspire® Linden.

Grown in #5 containers, CustomValue® trees are pruned and trained through the season to assure good form and branching. Each is supported by a bamboo stake. They average four to six feet in height, depending on the variety.



Frisia Locust
#5 Container

VigorLiner®

The VigorLiner® series is a collection of high value deciduous trees grown in containers. Most are not widely available due to difficulty in bare root handling and transplanting. These container-grown liners are ideal for those who prefer to plant in the fall or at other times of year to suit individual production schedules. They are also suitable for garden center sales.

Growers find VigorLiner® trees to be an economical and viable size for lining out and growing to landscape specimen size. Those in #2 and #3 containers range in size from four to six feet in height, depending on variety.

Due to customer requests for a huskier liner, we grow some varieties in #5 containers for an additional year. Growers who want to line out a larger tree for faster turnaround will appreciate their greater root mass and caliper.

Various growing regimens are used to encourage the development of fibrous root systems and to eliminate the growth of circling roots. The resulting trees have better branched root systems with a greater number of growing root tips that, upon transplanting, will reach out into the soil and help to establish roots more quickly.



Trident Maple
#2 Container

Containerized Trees

Our containerized shade and flowering trees are a much different product than traditional "container-grown" trees. Comparing the two is an "apples and oranges" affair. Generously graded by height and caliper as well as container size, trees are generally larger than those sold by container size alone. Unlike many "container-grown" trees, our containerized trees have strong, straight trunks with heavy caliper in relation to height.

By "containerized," we mean that most of our trees are field grown to nearly finished size, then established in containers for year-round sales. During their years in the field, special cultural techniques including pruning, transplanting and undercutting help to tailor a tree ideal for finishing in containers. They possess balanced, well-developed root systems that quickly establish themselves first in the container, and then in the landscape.

Containerized in early spring, trees receive intensive care including careful pruning, fertilization and optimal irrigation throughout the growing season. Under properly controlled growing conditions which we have perfected over the years, they add considerable branch length, leaf density and caliper size while growing in containers. Because we pioneered containerization of field grown trees, you can depend on us to provide the best in the business. Eliminate the springtime headaches of potting your own. Let us do the work of *growing* premium trees and shrubs so you can concentrate on *selling* them.



Red Sunset
Maple
#10 Container

Prices and Availability

Reference Guide Our reference guide is "priceless" so our wholesale customers can share the wealth of information it contains with specifiers, customers and consumers. Published every other year, it is widely used in the nursery and landscape trades and academic circles as a valuable reference for up-to-date cultivars and unusual plants.

Wholesale prices of our trees and shrubs are available to the nursery trade and other green industry professionals by calling our office or the sales representative in your region. Our price catalog is published in the spring of each year and includes trees and shrubs that are not listed in the Reference Guide due to limited availability.

Availability lists are published twice per month throughout the year. Customers may choose to receive them via surface mail, e-mail, or both. Our availability lists include interesting articles and useful information.

J. Frank Schmidt, Jr. Arboretum

We invite you to see for yourself what sets our nursery apart from the others. We are proud of the wide range of high quality trees we grow, and would like to show them to you. A personalized tour of our fields will help us to serve your plant material needs better than ever.

Remember that the J. Frank Schmidt, Jr. Arboretum is always available for customer use and enjoyment. Established two decades ago, it showcases over 400 species and varieties of deciduous trees, plus numerous shrubs and conifers. The show of flower, fruit, foliage and form changes daily throughout the year. We encourage you to bring your camera and enjoy.



Trees worthy of our UtiliTrees™ designation are those best suited for planting in the restricted zone between street and sidewalk and beneath utility lines. All mature at heights that are unlikely to tangle with overhead lines.

Pedestrian-friendly branching is compact or vase-shaped to allow for pruning without destroying the shape of the tree. Disease and pest resistant, these cultivars are tolerant of varied soils, climates and urban growing conditions, and require minimal maintenance.

Landscape architects, urban foresters, utility company arborists and other tree specifiers are invited to use our TreeLocator™ service to find these trees in their region, grown to landscape size by our customers.



Call today for your copy of our UtiliTrees™ poster.

Variety	H	W
<i>Acer buergerianum</i> , Trident Maple	20'	20'
<i>Acer campestre</i> , Hedge Maple	30'	30'
<i>Acer ginnala</i> 'Flame', Flame Maple	20'	20'
<i>Acer negundo</i> 'Flamingo', Flamingo Box Elder	20'	15'
<i>Acer negundo</i> 'Kelly's Gold', Kelly's Gold Box Elder	20'	20'
<i>Acer negundo</i> 'Variegatum', Variiegated Box Elder	25'	20'
<i>Acer platanoides</i> 'Globosa', Globe Norway Maple	15'	18'
<i>Acer tataricum</i> 'JFS-KW2', Rugged Charm® Maple	20'	15'
<i>Acer tataricum</i> , Tatarian Maple	25'	20'
<i>Amelanchier x grand.</i> , Autumn Brilliance® Serviceberry	20'	15'
<i>Amelanchier x grand.</i> , Cole's Select Serviceberry	20'	15'
<i>Amelanchier x grand.</i> , Princess Diana Serviceberry	20'	15'
<i>Amelanchier x grand.</i> , Robin Hill Serviceberry	25'	18'
<i>Amelanchier laevis</i> 'Snowcloud', Snowcloud Serviceberry	25'	15'
<i>Crataegus laevigata</i> 'Crimson Cloud', Crimson Cloud Hawthorn	25'	18'
<i>Crataegus x lavalleyi</i> , Lavalle Hawthorn	28'	20'
<i>Crataegus x mordenensis</i> 'Snowbird', Snowbird Hawthorn	22'	20'
<i>Crataegus x mordenensis</i> 'Toba', Toba Hawthorn	20'	20'
<i>Crataegus phaenopyrum</i> , Washington Hawthorn	25'	20'
<i>Fraxinus excelsior</i> 'Aureaefolia', Golden Desert® Ash	20'	18'
<i>Fraxinus pennsylvanica</i> 'Johnson', Leprechaun™ Ash	18'	16'
<i>Halesia tetraptera</i> , Wedding Bells Silverbell	20'	15'
<i>Laburnum anagyroides</i> 'Columnaris', Columnar Goldenchain	20'	10'
<i>Maackia amurensis</i> , Amur Maackia	25'	20'

Variety	H	W
<i>Malus 'Adirondack'</i> , Adirondack Crabapple	18'	10'
<i>Malus 'Schmidtcutleaf'</i> , Golden Raindrops® Crabapple	20'	15'
<i>Malus 'Jarmin'</i> , Marilee® Crabapple	24'	10'
<i>Malus 'Red Barron'</i> , Red Barron Crabapple	18'	8'
<i>Malus 'Jewelcole'</i> , Red Jewel™ Crabapple	15'	12'
<i>Prunus serrulata</i> 'Amanogawa', Amanogawa Cherry	20'	6'
<i>Prunus sargentii</i> 'JFS-KW58', Pink Flair® Cherry	20'	6'
<i>Prunus 'Snow Goose'</i> , Snow Goose Cherry	20'	20'
<i>Prunus x hilleri</i> , Spire Cherry	30'	10'
<i>Prunus x cistena</i> 'Schmidtcis', Big Cis® Plum	14'	12'
<i>Prunus cerasifera</i> 'Cripoizam', Crimson Pointe™ Plum	25'	12'
<i>Prunus 'Frankthrees'</i> , Mt. St. Helens® Plum	20'	20'
<i>Prunus 'Newport'</i> , Newport Plum	20'	20'
<i>Prunus cerasifera</i> 'Thundercloud', Thundercloud Plum	20'	20'
<i>Pyrus calleryana</i> 'Jackzam', Jack® Pear	16'	10'
<i>Sorbus americana</i> 'Dwarfscrown', Red Cascade™ Mountain Ash	16'	8'
<i>Syringa pekinensis</i> 'Zhang Zhiming', Beijing Gold® Tree Lilac	20'	20'
<i>Syringa pekinensis</i> 'Morton', China Snow® Tree Lilac	20'	20'
<i>Syringa reticulata</i> 'Ivory Silk', Ivory Silk® Japanese Tree Lilac	20'	15'
<i>Syringa pekinensis</i> 'DTR 124', Summer Charm® Tree Lilac	20'	15'
<i>Tilia cordata</i> 'Halka', Summer Sprite® Linden	16'	10'
<i>Zekova serrata</i> 'JFS-KW1', City Sprite™ Zelkova	24'	18'
<i>Zekova serrata</i> 'Schmidtlow', Wireless® Zelkova	24'	36'

This icon designates items as UtiliTrees™



Welcome to our website

Log on to our website for a virtual tour of the nursery. Nothing beats a personal visit, but our website will help you visualize the beautiful trees we grow and tempt you to visit us. Learn about our staff and services, our trees, and what's going on at the nursery.

Use the Google Search box on our home page to locate articles and fact sheets about the trees we grow. Informative articles describing many of our trees in detail are posted here, along with an archive of all of the articles that appear in our newsprint stock available lists. Our grower customers, garden center managers, landscape architects, urban foresters and other specifiers are welcome to use these articles as a resource for informing and educating others about the value and beauty of trees.


From our home page, customers may access our password-protected online shopping site. Once you are assigned a Username and Password, you are ready to experience the speed, ease and convenience of online ordering.



www.jfschmidt.com

Tree LocatorSM

Created to put great trees
on your radar screen



Step One

Consult the pages of this Reference Guide for detailed descriptions of more than 500 superior tree varieties and cultivars including foliage, flower, fruit, fall color, hardiness and mature size and form.

Step Two

Before you specify, send us your "want list" of the trees we grow. Include quantity, size desired, and project location. We'll match your needs with nurseries in your region that have purchased those varieties for growing on to specimen size.

Step Three

We provide the names of nearby growers so you can contact them about current availability. Thanks to the broad network of nurseries we supply, the trees you need are likely to be a blip on our TreeLocatorSM radar screen.

Index

<i>Acer</i> (Maple).....	5	<i>Crataegus</i> (Hawthorn).....	29	<i>Ostrya</i> (Hophornbeam).....	48
<i>buergerianum</i> (Trident).....	5	Dawn Redwood – <i>Metasequoia</i>	48	<i>Oxydendrum</i> (Sourwood).....	48
<i>campestre</i> (Hedge).....	5	Dogwood – <i>Cornus</i>	25	Pagodatree – <i>Sophora</i>	60
<i>circinatum</i> (Vine).....	5	<i>Elaeagnus</i> (Olive).....	30	<i>Parrotia</i>	48
<i>freemanii</i>	6	Elm – <i>Ulmus</i>	64	Pear, Flowering – <i>Pyrus</i>	54
<i>ginnala</i> (Amur).....	6	<i>Eucommia</i> (Hardy Rubber Tree).....	30	<i>Phellodendron</i> (Cork Tree).....	48
<i>glabrum</i> (Rocky Mountain).....	7	Evodia – <i>Tetradium</i>	62	<i>Picea</i> (Spruce).....	48
<i>grandidentatum</i> (Big Tooth).....	7	Falsecypress – <i>Chamaecyparis</i>	24	Pine – <i>Pinus</i>	48
<i>griseum</i> (Paperbark).....	7	<i>Fagus</i> (Beech).....	30	<i>Pinus</i> (Pine).....	48
<i>henryi</i> (Henry).....	7	<i>Forsythia</i>	31	<i>Pistacia</i>	49
<i>japonicum</i> (Full Moon).....	8	<i>Franklinia</i> (Franklin Tree).....	32	Planetree – <i>Platanus</i>	49
<i>miyabei</i> (State Street®).....	8	<i>Fraxinus</i> (Ash).....	32	<i>Platanus</i> (Planetree).....	49
<i>negundo</i> (Box Elder).....	8	Fringe Tree – <i>Chionanthus</i>	24	Plum, Purple Leaf – <i>Prunus</i>	53
<i>nigrum</i> (Black).....	8	<i>Ginkgo</i> (Maidenhair Tree).....	34	Poplar – <i>Populus</i>	50
<i>palmatum</i> (Japanese).....	9	<i>Gleditsia</i> (Honeylocust).....	34	<i>Populus</i> (Aspen, Poplar).....	50
<i>pensylvanicum</i> (Striped).....	10	Goldenchain – <i>Laburnum</i>	37	<i>Prunus</i> (Apricot, Flowering).....	50
<i>platanoides</i> (Norway).....	10	Goldenrain Tree – <i>Koelreuteria</i>	37	<i>Prunus</i> (Cherry, Japanese).....	51
<i>pseudoplatanus</i> (Sycamore).....	13	<i>Gymnocladus</i> (Kentucky Coffee Tree).....	35	<i>Prunus</i> (Chokecherry).....	51
<i>pseudosieboldianum</i> (Korean).....	13	Hackberry – <i>Celtis</i>	23	<i>Prunus</i> (Plum, Purple Leaf).....	53
<i>rubrum</i> (Red).....	13	<i>Halesia</i> (Silverbell).....	36	<i>Pyrus</i> (Pear, Flowering).....	54
<i>saccharinum</i> (Silver).....	15	<i>Hamamelis</i> (Witch Hazel).....	36	<i>Quercus</i> (Oak).....	55
<i>saccharum</i> (Sugar).....	16	Hardy Rubber Tree – <i>Eucommia</i>	30	Redbud – <i>Cercis</i>	23
<i>tataricum</i> (Tatarian).....	18	Hawthorn – <i>Crataegus</i>	29	<i>Rhamnus</i> (Buckthorn).....	58
<i>truncatum</i>	18	<i>Heptacodium</i> (Seven-son Flower).....	37	<i>Robinia</i> (Locust).....	58
<i>Aesculus</i> (Buckeye, Horsechestnut).....	18	Honeylocust – <i>Gleditsia</i>	34	<i>Salix</i> (Willow).....	59
<i>Amelanchier</i> (Serviceberry).....	19	Hophornbeam – <i>Ostrya</i>	48	<i>Sassafras</i>	59
Apricot, Flowering – <i>Prunus</i>	50	Hornbeam – <i>Carpinus</i>	22	Serviceberry – <i>Amelanchier</i>	19
Ash – <i>Fraxinus</i>	32	Horsechestnut – <i>Aesculus</i>	18	Seven-son Flower – <i>Heptacodium</i>	37
Aspen – <i>Populus</i>	50	<i>Juglans</i> (Walnut).....	37	Siberian Peashrub – <i>Caragana</i>	22
Bald Cypress – <i>Taxodium</i>	62	<i>Juniperus</i> - (Juniper).....	37	Silverbell – <i>Halesia</i>	36
Beech – <i>Fagus</i>	30	Katsura Tree – <i>Cercidiphyllum</i>	23	Smoketree – <i>Cotinus</i>	28
<i>Betula</i> (Birch).....	20	Kentucky Coffee Tree – <i>Gymnocladus</i>	35	Snowbell – <i>Styrax</i>	61
Birch – <i>Betula</i>	20	<i>Koelreuteria</i> (Goldenrain Tree).....	37	<i>Sophora</i> (Pagodatree).....	60
Black Walnut – <i>Juglans</i>	37	<i>Laburnum</i> (Goldenchain).....	37	<i>Sorbus</i> (Mountain Ash).....	60
Buckeye – <i>Aesculus</i>	18	<i>Larix</i> (Larch).....	37	Sourwood – <i>Oxydendrum</i>	48
Buckthorn – <i>Rhamnus</i>	58	Larch – <i>Larix</i>	37	Spruce – <i>Picea</i>	48
<i>Caragana</i> (Siberian Peashrub).....	22	<i>Lilac</i> (Syringa).....	69	<i>Stewartia</i>	61
<i>Carpinus</i> (Hornbeam).....	22	Linden – <i>Tilia</i>	62	<i>Styrax</i> (Snowbell).....	61
<i>Catalpa</i>	22	<i>Liquidambar</i> (Sweetgum).....	38	<i>Sophora</i> (Pagodatree).....	60
<i>Celtis</i> (Hackberry).....	23	<i>Liriodendron</i> (Tulip Tree).....	38	Sweetgum – <i>Liquidambar</i>	38
<i>Cercidiphyllum</i> (Katsura Tree).....	23	Locust – <i>Robinia</i>	58	<i>Syringa</i> (Tree Lilac).....	61
<i>Cercis</i> (Redbud).....	23	<i>Maackia</i>	39	<i>Taxodium</i> (Bald Cypress).....	62
<i>Chamaecyparis</i> (Falsecypress).....	24	<i>Magnolia</i>	39	<i>Tetradium</i> (Evodia).....	62
Cherry, Japanese – <i>Prunus</i>	51	Maidenhair Tree – <i>Ginkgo</i>	34	<i>Tilia</i> (Linden).....	62
<i>Chionanthus</i> (Fringe Tree).....	24	<i>Malus</i> (Crabapple).....	40	Tulip Tree – <i>Liriodendron</i>	38
Chokecherry – <i>Prunus</i>	51	Maple – <i>Acer</i>	5	Tupelo – <i>Nyssa</i>	47
<i>Cladrastis</i> (Yellowwood).....	25	<i>Metasequoia</i> (Dawn Redwood).....	47	Turkish Hazel – <i>Corylus</i>	28
Cork Tree – <i>Phellodendron</i>	48	<i>Morus</i> (Mulberry).....	47	<i>Ulmus</i> (Elm).....	64
<i>Cornus</i> (Dogwood).....	25	Mountain Ash – <i>Sorbus</i>	60	Willow – <i>Salix</i>	59
<i>Corylus</i> (Turkish Hazel).....	28	Mulberry – <i>Morus</i>	47	<i>Wisteria</i>	67
<i>Cotinus</i> (Smoketree).....	28	<i>Nyssa</i> (Tupelo).....	47	Witch Hazel – <i>Hamamelis</i>	36
<i>Cotoneaster</i>	29	Oak – <i>Quercus</i>	55	Yellowwood – <i>Cladrastis</i>	25
Crabapple – <i>Malus</i>	40	Olive – <i>Elaeagnus</i>	30	<i>Zelkova</i>	67



© 2008 All Rights Reserved
 Mailing: P O Box 189
 Location: 9500 SE 327th Ave
 Boring, OR 97009
 503-663-4128 • Fax 503-663-2121
 Toll-Free 1-800-825-8202
 Toll-Free Fax 1-800-283-7537
 www.jfschmidt.com

Catalog Production Staff

Nancy Buley
 Editor & Photography

Jeff Lafrenz
 Graphic Design & Production, Photography

Keith Warren
 Descriptions & Tree Form Illustrations, Photography



J. FRANK
SCHMIDT
& SON CO.

Location: 9500 SE 327th Ave
Mailing: P O Box 189
Boring OR 97009
www.jfschmidt.com

503-663-4128
Fax 503-663-2121
Toll-Free 1-800-825-8202
Toll-Free Fax 1-800-283-7537

\$15.00

